

Dairy farming in the North Island is confined mainly to flat and undulating land in the higher-rainfall areas where permanent pastures of the perennial ryegrass-white clover type have been established after ploughing. Fat lamb production (intensive sheep farming) is carried out on similar land, but dominates dairy farming in the lower-rainfall districts. The more extensive types of sheep farming are found on the surface-sown hill country. Extensive sheep farming (producing wool and store and breeding stock) occurs on pastures of browntop and danthonia where clovers are absent; semi-extensive sheep farming (producing a proportion of fat stock as well as store and breeding stock) occurs on hill country where clovers accompany grasses in the pastures which have been surface sown.

## FARMING SYSTEMS OF THE NORTH ISLAND



**FAT LAMB RAISING**








**SEMI-EXTENSIVE SHEEP FARMING**



**EXTENSIVE SHEEP FARMING**



**DAIRY FARMING**

-  Dairy farming
-  Fat lamb raising
-  Extensive pastoral farming (store sheep and cattle)
-  Orchards, gardens, and specialised crops
-  Undeveloped land (bush, scrub, and mountainous areas) and lakes