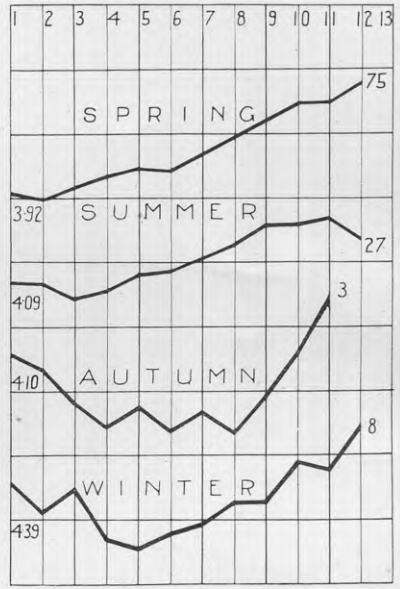
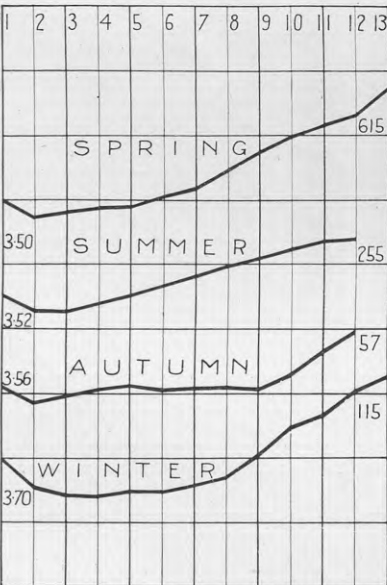


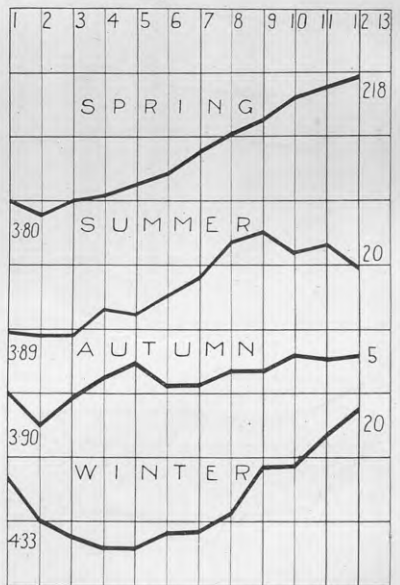
*Jerseys.*



*Ayrshires.*



*Friesians.*



*Milking Shorthorns.*

GRAPH 8. LACTATIONAL-TEST CURVES FOR SPRING, SUMMER, AUTUMN, AND WINTER CALVERS OF THE CHIEF BREEDS.

The vertical side of each square equals 0.50 per cent. Figures on left are the first test for each curve; figures on right give the number of records for each curve.