

1915.  
NEW ZEALAND.

---

# POST AND TELEGRAPH DEPARTMENT

(REPORT OF THE) FOR THE YEAR 1914-15.

*Presented to both Houses of the General Assembly by Command of His Excellency.*

---

MY LORD,—

General Post Office, Wellington, 23rd June, 1915.

I have the honour to submit to Your Excellency the Report of the Post and Telegraph Department for the financial year 1914-15, and in doing so to offer the following remarks:—

Notwithstanding the great war in which our Empire is engaged the business of the Department has proved very satisfactory.

The war has overshadowed most of the arrangements and necessitated special care and vigilance on the part of officers. Arrangements have been made for the censorship both of letters and telegrams; also for the furtherance of communications with the New Zealand Forces at the front.

The radio-telegraph system, although suffering from loss of ordinary business, has proved its usefulness in connection with matters affected by the war, and, among other things, has proved of great utility in communicating with our Forces in Samoa.

The arrangements for introducing automatic exchanges on a large scale, which were well forward, have been considerably set back, as much of the material required was being manufactured in Antwerp, and the transference of the work to England has not been so effectual as was expected on account of the works being required for military purposes.

The continued confidence of the public in the Post Office Savings-bank is shown by the fact that the deposits during the past year exceeded the withdrawals by no less than £1,301,305, raising the balance at credit of depositors to the sum of £19,048,029.

A new and improved parcel-post system has been introduced and better arrangements made for the transmission of telegraph messages between the main centres by means of repeaters placed in the Wellington office.

It is a matter for congratulation that the officers of the Department have volunteered so freely for service with the New Zealand Forces in defence of the Empire. If the number of women employees and telegraph messengers, none of whom are available for service, be deducted from the total number of officers, it will be found that 8 per cent. of the entire male staff is now actually on active service, no less than 341 having joined the ranks.

Matters relating to the ordinary business are dealt with fully in the report which follows.

I have the honour to be,

My Lord,

Your obedient servant,

R. HEATON RHODES,

Postmaster-General.

His Excellency the Governor, Wellington.

## RECEIPTS AND PAYMENTS.

The receipts and payments of the Department for the financial year 1914-15 are shown in the following table:—

Item.	Postal.		Telegraph.		Total.	
	£	s. d.	£	s. d.	£	s. d.
<i>Receipts.</i>						
Stamps for postage .. .. .	646,076	5 6½	..	..	646,076	5 6½
Money-order and postal-note commission .. .. .	26,698	1 3½	..	..	26,698	1 3½
Money-order commission received from foreign offices .. .. .	752	16 2	..	..	752	16 2
Private box and bag fees .. .. .	14,968	10 4	..	..	14,968	10 4
Miscellaneous receipts .. .. .	10,401	19 7½	8,709	9 3	19,111	8 10½
Paid telegrams .. .. .	..	..	347,596	13 9	347,596	13 9
Telephone exchanges* .. .. .	..	..	303,856	1 4	303,856	1 4
<b>Totals .. .. .</b>	<b>698,897</b>	<b>12 11½</b>	<b>660,162</b>	<b>4 4</b>	<b>1,359,059</b>	<b>17 3½</b>
<i>Payments.</i>						
Salaries (classified officers) .. .. .	288,456	6 10	403,664	9 0	692,120	15 10
Salaries (country Postmasters and telephonists, and contributions to Railway Department) .. .. .	18,509	0 0	37,019	0 0	55,528	0 0
Conveyance of mails by sea .. .. .	79,726	18 11	..	..	79,726	18 11
Conveyance of inland mails .. .. .	89,093	10 2	..	..	89,093	10 2
Conveyance of mails by railway .. .. .	71,546	11 1	..	..	71,546	11 1
Money-order commission credited to foreign offices .. .. .	2,281	15 0	..	..	2,281	15 0
Maintenance of telegraph and telephone lines .. .. .	..	..	91,765	10 5	91,765	10 5
Miscellaneous .. .. .	84,570	8 6	80,216	18 0	164,787	6 6
<b>Balance of receipts over payments .. .. .</b>	<b>64,713</b>	<b>2 5½</b>	<b>47,496</b>	<b>6 11</b>	<b>112,209</b>	<b>9 4½</b>
<b>Totals .. .. .</b>	<b>698,897</b>	<b>12 11½</b>	<b>660,162</b>	<b>4 4</b>	<b>1,359,059</b>	<b>17 3½</b>

\* Increase under this heading due to alteration in dates of collecting half-yearly subscriptions, a proportion of which would under the old method have fallen into 1915-16 receipts.

The total receipts exceeded those of 1913-14 by £89,138 3s. 8½d.

The receipts and payments for the ten years ended 31st March, 1915, and for the years 1881-82, 1891-92, and 1901-2, are shown hereunder:—

Year.	Receipts.	Payments.	Balance of Receipts over Payments.
1881-1882 .. .. .	£ 234,529	£ 233,291	£ 1,238
1891-1892 .. .. .	320,058	268,343	51,715
1901-1902 .. .. .	488,573	465,756	22,817
1905-1906 .. .. .	684,878	578,726	106,152
1906-1907 .. .. .	746,249	619,121	127,128
1907-1908 .. .. .	822,639	709,024	113,615
1908-1909 .. .. .	913,994	807,652	106,342
1909-1910 .. .. .	961,500	858,059	103,441
1910-1911 .. .. .	1,037,265	914,069	123,196
1911-1912 .. .. .	1,087,710	988,911	98,799
1912-1913 .. .. .	1,167,826	1,069,272	98,554
1913-1914 .. .. .	1,269,921	1,173,314	96,607
1914-1915 .. .. .	1,359,059	1,246,850	112,209
<b>Total for ten years .. .. .</b>	<b>£1,086,043</b>		

## STAFF.

*Comparative Return of Officers of the Post and Telegraph Department for the Years ended 31st March, 1914, and 31st March, 1915.*

The total number of officers on the staff on the 31st March, 1914 and 1915, was as under :—

	31st March, 1914.	31st March, 1915.
Postmaster-General ... ..	1	1
Classified staff,—		
Administrative Division ... ..	3	3
Professional Division ... ..	36	36
Clerical Division ... ..	2,361	2,477
General Division ... ..	3,236	3,445
Total, classified staff ... ..	5,637	5,962
Employees not on permanent staff,—		
Country Postmasters and Postmistresses ... ..	2,306	2,347
Night-watchmen ... ..	5	5
Postmasters and telegraphists or telephonists who are		
Railway officers ... ..	148	143
Switchboard attendants ... ..	40	119
Note-sorters ... ..	...	8
Total ... ..	8,136	8,584

## HEALTH OF STAFF.

The following table gives the average absence of officers on sick-leave :—

	Number of Officers on Staff.	Average Absence per Sick Officer.	Average Absence for each Officer employed.
Men ... ..	5,272	Days. 10·16	Days. 3·76
Women ... ..	689	15·59	10·57

Twelve officers died during the year.

## PERSONAL.

Mr. D. Miller, Chief Inspector, retired on superannuation after long and faithful service. His position has been filled by the promotion of Mr. R. B. Morris, Chief Postmaster, Christchurch.

## EXPEDITIONARY FORCES.

Up to the 31st March, 1915, 246 officers of the Department volunteered for active service.

The names of any officers who earn honours, or whose names appear in any list of casualties, will be included in a departmental roll of honour.

## POSTAL UNION CONGRESS.

The Postal Union Congress, which was to have been held at Madrid in September, 1914, was indefinitely postponed owing to the outbreak of the European war. Mr. W. R. Morris, the Secretary of the Department, who was to represent New Zealand, was in America when the postponement was announced. He returned to New Zealand via Australia, which he visited on official business on his way back.

## INSTRUCTION CLASSES FOR OFFICERS.

The correspondence classes inaugurated in 1910 for the tuition of officers of the Department in technical telegraphy and telephony, and in subjects of the Civil Service (now Public Service) Senior and Junior (now Entrance) Examinations and the Sixth Standard, were continued during 1914. The classes were suspended between 18th August and 14th September on account of the abnormal conditions created by the outbreak of war. The total number of students for the year was 306, of whom 109 were technical students. The results of the year's work were, as in previous years, very satisfactory.

In all 149 lads received instruction at the telegraph-learners' schools at Oamaru and Wellington.

The special course of lectures on physics held at Victoria College during the 1914 session was attended by six engineering officers, all of whom did successful work. Owing to the exigencies of the Service it has been found impossible to release any officers during 1915.

## EXAMINATIONS.

The number of officers who sat for efficiency examinations during the year 1914–15 was 770. Of this number, 580 (75 per cent.) were successful either wholly or partially.

On the recommendation of the Department Accounting was substituted for French as one of the three subjects of which one is compulsory for non-technical officers of the Department sitting for the Public Service Senior Examination.

## MILITARY TRAINING.

In cases where departmental requirements can conveniently be met, officers and non-commissioned officers of the Post and Telegraph Corps are now granted special leave of absence to enable them to attend annual training and refresher camps.

## GRAY MEMORIAL PRIZE.

The Gray Memorial Medals for 1912 and 1913 were awarded to Mr. R. D. Kelly, Assistant Postmaster, Wellington, and Mr. W. Chegwidden, Inspector of Stores, respectively.

## RATE OF POSTAGE ON NEWSPAPERS FROM THE UNITED KINGDOM TO NEW ZEALAND.

During 1914 representations were made by the High Commissioner to the Colonial Office with the object of securing a reduced rate of postage on newspapers and periodicals sent from the United Kingdom to New Zealand. These representations were supported by the efforts of the British Empire League, but have so far proved ineffectual. The High Commissioner has, however, been informed that the question is still engaging the attention of His Majesty's Postmaster-General, though some time must necessarily elapse before the statistical material required for the further consideration of the matter can be collected.

## PARCEL-POST.

From the 1st December, 1914, further improvements referred to in the last report were made in the parcel-post-service, the benefit of which has been apparent. In the case of offices served by railway or steamer the maximum weight of parcels was raised to 28 lb., and the maximum length and breadth combined increased to 7 ft. The charge levied for each additional pound in excess of 13 lb. was fixed at 1d. An acknowledgment of posting is given free of charge to the sender for each parcel forwarded, and a receipt for each parcel delivered is taken from the addressee. In addition an "express transit" service was instituted, under which, by the payment of a fee of 6d., an assurance is obtained that the parcel will be given the same celerity of despatch as a letter.

On the 1st January, 1915, a direct exchange of parcels was established between New Zealand and the French establishments of Oceania.

## THE WAR AND THE DEPARTMENT.

Immediately on the outbreak of hostilities a strict telegraph censorship was instituted over inland telegrams, cable messages, and radio-telegrams. Censors of cable messages were appointed at Wakapuaka and Auckland, the termini of the two cables, and an effective censorship established at the wireless stations. At first the use of all code words and code addresses was prohibited, but subsequently authorized codes and code addresses were allowed to be used. The censorship has been carried on with the least possible inconvenience to the public compatible with the interests of the Empire. A censorship of foreign postal correspondence was also established.

On the arrival of the New Zealand Main Expeditionary Force in Egypt arrangements were made by the Department for the acceptance of soldiers' week-end messages to members of the Force at the reduced rate of 1½d. per word. It has further been arranged that week-end cable messages of a social character for soldiers, sailors, or nurses of New Zealand Expeditionary Forces in England, France, or Belgium shall be accepted at a charge of 8d. per word, with no prescribed minimum charge for any one message. The messages, if intended for delivery in France and Belgium, are posted from London. This system was subsequently extended to messages for soldiers at Malta or Gibraltar at the rate of 9d. per word, in all cases without any prescribed minimum charge.

Arrangements have been made for the transmission, free of charge, of telegrams of inquiry concerning members of the Main Expeditionary Force who are officially reported to be wounded, seriously wounded, dangerously wounded, or suffering from disease. Three such telegrams are allowed in each case. The telegrams are addressed to the Secretary of the Department. A message of inquiry is sent daily to the New Zealand Headquarters at Alexandria, and immediately the replies are received they are sent by telegram to the relatives inquiring.

Upon the British military occupation of German Samoa the rates of postage on all classes of mail matter, other than letters, for the Islands of Savaii and Upolu were made the same as those for inland transmission. The rate for letters was fixed at 1d. for each ounce or fraction thereof.

In February, 1915, soldiers' gift clubs were formed with the object of sending small gifts to members of the New Zealand Expeditionary Force in Egypt. The usefulness of the clubs was, however, restricted owing to the fact that the minimum charge for postage on each parcel, however small, amounted to 1s., and that the parcel-post regulations prohibited the enclosing under one cover of packets addressed to several persons. Under these circumstances representations were made to the London and Egyptian Post Offices to have the regulation relaxed, and on their consent being obtained it was arranged to accept, superscribed "Soldiers' Gift Club" and addressed to the officer commanding a regiment, parcels containing separate packages addressed to individual members of the Forces. The privilege is also allowed in the case of parcels despatched by the soldiers' gift clubs to the Expeditionary Force in Samoa.

Unpaid or insufficiently prepaid letters and postcards received from soldiers on active service belonging to any part of the Empire are delivered free of charges.

War news received by cable from the High Commissioner is at once telegraphed to each telegraph-office in the Dominion, and a copy exhibited for public information. Lists of casualties

in the New Zealand Expeditionary Force are dealt with similarly. A summary of Press Association war news is telegraphed after the period of copyright has expired to all places where newspapers do not circulate daily.

#### PATRIOTIC FUNDS.

The Department rendered great assistance to the organizers of the various patriotic and relief funds by the granting of special concessions. It arranged for the free transmission and delivery of parcels addressed to Mayoresses throughout the Dominion on behalf of the "Liverpool Fund." No postage was charged on parcels addressed to committees of the British, Irish, and Belgian relief funds, or on those for the Belgian poor addressed to the Belgian Consul at Auckland. A similar privilege was granted in the case of circulars sent out by the committees. Patriotic Fund Committees were each authorized to appoint one person to send free letters and telegrams on the business of the committee.

Up to the 31st March, 1915, the sum of £2,484 was donated by officers through the Department to the Patriotic Fund.

#### POST OFFICE.

During 1914 the Assistant Inspectors of Post-offices visited 1,930 offices. 536 non-permanent offices were inspected by permanent Postmasters in their vicinity.

Fifty post-offices were established (of which 4 were reopened offices) and 37 closed. The number of post-offices open on the 31st December, 1914, was 2,396. The names of 14 offices were changed to meet local circumstances.

The number of articles delivered in the Dominion, including those received from places beyond, during the year 1914 as compared with the number in 1913 was as under:—

	1914.	1913.	Increase.	Decrease.
Letters and letter-cards	118,808,274	113,413,664	5,394,610	...
Post-cards	5,646,784	5,733,364	...	86,580
Other articles	55,492,801	51,931,243	3,561,558	...
	<u>179,947,859</u>	<u>171,078,271</u>	...	...
Parcels	2,585,719	2,199,032	386,687	...

The letters and letter-cards increased 4.76, post-cards decreased 1.51, other articles increased 6.86, and parcels increased 17.58 per cent. The decrease in the number of post-cards may be accounted for by the continued decline in the popularity of the pictorial post-card.

In 1913, letters and letter-cards increased 4.87, post-cards decreased 5.37, other articles decreased 3.95, and parcels increased 26.70 per cent. The average number of letters and letter-cards posted by unit of population during 1914 was estimated at 105.01. The average in 1913 was 101.91.

The declared value of parcels received from places outside the Dominion in 1914 was £448,108, as against £475,143 in 1913. The Customs duty amounted to £79,237.

The declared value of parcels despatched to places beyond the Dominion in 1914 was £44,470, as against £51,562 in 1913.

The correspondence of 21 persons or firms was prohibited transmission under section 28 of the Post and Telegraph Act, 1908. Money-orders may not be issued in favour of such persons or firms. Letters addressed to prohibited persons or firms withheld from delivery during the year numbered 1,538. Prohibition was withdrawn in the case of 3 persons or firms.

Seventeen newspapers were registered for transmission by post, and 12 were removed from the register.

Six new letter-carriers' deliveries were established. Deliveries were extended in 25 and increased in frequency in 7 places.

Automatic stamp-vending machines were erected at 11 offices.

Post-card-vending machines have been installed at Auckland, Christchurch, Dunedin, Grey-mouth, Nelson, and Wellington.

The date-stamping at the office of posting of inland packets prepaid in cash and containing printed advertisements or other intrinsically valueless printed matter was abolished in July, 1914.

On the 8th September, 1914, Post Office cash amounting to £33 6s. 7d. and stamps to the value of £38 2s. were taken from the postal agency at Fanning Island by a German naval force landed from the warship "Nurnberg."

#### POSTAGE-STAMPS.

Pictorial stamps overprinted for use in the island dependencies of the Dominion were superseded by the King Edward series on the dates shown below:—

Penrhyn Island, ½d.	...	...	...	30th May, 1914.
6d. and 1s.	...	...	...	13th July, 1914.
Aitutaki, 1s.	...	...	...	6th January, 1913.

Following the occupation of German Samoa by a British military force, letter-cards and postage-stamps as under, overprinted "Samoa," were issued to the Administrator, on the dates shown, for use in the territory occupied:—

Letter-cards	...	...	...	5th October, 1914.
Postage-stamps, ½d., 1d., 2d., 2½d., 6d., and 1s.	...	...	...	16th September, 1914.
5s., 10s., and £1	...	...	...	13th November, 1914.

On 30th September, 1914, and 13th June, 1913, respectively, the 2s. and 5s. official stamps of the pictorial series were withdrawn from issue in the Dominion and replaced by fiscal stamps of those values, bearing the effigy of the late Queen Victoria.

#### OCEAN MAIL-SERVICES.

##### *San Francisco Service.*

At the outbreak of the war the contractors had to withdraw two vessels from and to re-arrange this service. It was subsequently ascertained that the scheduled time-table could not be maintained, and the contractors were given permission to put forward the sailing-dates of the San Francisco vessels six days and the Vancouver vessels ten days, with the result that instead of a regular alternating fortnightly service there are intervals of nine and nineteen days between the trans-Pacific sailings from New Zealand ports.

The R.M.S. "Marama," on her outward-bound trip, commenced on the 7th January, 1915, ran ashore at Point Montara, about fifteen miles south of San Francisco, on the 27th idem, necessitating extensive repairs. The mails which would have been despatched by the "Marama" were diverted to Vancouver, and were forwarded thence by the R.M.S. "Niagara" on the 17th February, arriving in the Dominion on the 7th March. This mail, comprising 1,723 bags, constitutes the largest mail ever received in New Zealand by any one vessel.

##### *Vancouver Service.*

In September, 1914, the R.M.S. "Marama" was withdrawn from the Vancouver service, which has since been carried out by the R.M.S. "Niagara" and R.M.S. "Makura." By "speeding up" these two vessels the time-table has been fairly well maintained.

Owing to a mishap to the machinery the R.M.S. "Niagara," due to leave Auckland for Vancouver on the 23rd March, 1915, did not sail until the 26th March. She arrived at Vancouver on the 10th April, only two days late.

##### *Suez Service.*

Towards the end of 1914, owing to the European war, outward mails, instead of being sent overland from Brindisi or Naples, were conveyed the whole distance from Adelaide to Plymouth by sea, thus adding six or seven days to the time formerly taken. The inward mails are also sent by sea. Owing to the increased time occupied, outward correspondence other than that specially addressed has not been sent via Suez, but has been forwarded via San Francisco or Vancouver. The overland transit, it is understood, will be resumed from the 11th June, 1915.

##### *Payments on Account of the Suez Mail-service during the Year 1914-15.*

	£
Payment to Peninsular and Oriental and Orient lines	6,288
Transit-charges across Australia and Europe	6,232
Mail-service to Australia	14,423*
	£26,943

##### *Direct Service.*

When the parcel mail ex "Corinthic" was received at Wellington on the 27th January, 1915, it was found that the contents of one of the bags had been pilfered. The culprit was sentenced to imprisonment with hard labour for eighteen months.

##### *Panama Route.*

The Panama Canal was informally opened on the 15th August, 1914, by the passage through it of the United States War Department's steamship "Ancon."

In April, 1915, the Department arranged to receive by cable a report of the passage of all New-Zealand-bound vessels through the canal.

#### INLAND MAILS.

Owing to the extensive floods in the Gisborne district during May, 1914, all the important mail-services with the exception of the Gisborne-Tokomaru Bay service were temporarily suspended. In many instances the train services were replaced by coach services.

Four bags of mails were lost in the wreck of the s.s. "Kairaki" off Greymouth on the 27th September, 1914.

Motor conveyances have been substituted for horse coaches on the Waitara-Awakino, New Plymouth-Opunake, and Inglewood-Purangi mail routes. The St. Andrew's-Bluecliffs mail-service has been converted from a "trap" to a "motor-van" service.

#### DEAD AND MISSING LETTERS.

Seven thousand and thirty-four inquiries for postal packets alleged to have been posted and not delivered were made during 1914. In 4,048 of the inquiries, over one-half of the total

\* Includes £3,846 for New Zealand-Australian mails.

number, the investigations by the Department resulted in the missing articles being traced or accounted for. These may be summarized as follows:—

Number of traced Cases.	Result.
1,052	Sender responsible for delay.
887	Addressee responsible for delay.
377	Post Office responsible for delay.
1,732	No delay, or responsibility not fixed.
<hr/> 4,048	

The proportion of dead or unclaimed letters, letter-cards, and post-cards to the total number delivered within the Dominion was 0·45 per cent.

231,706 letters (including registered letters) were opened and returned to writers through the Dead Letter Office. 48,715 were returned unopened to other countries; 368 were reissued; 44,662 were destroyed; 217,672 were returned to senders by Chief Postmasters; 22,002 were returned by Chief Postmasters to other countries: a total of 565,125 letters, as compared with 567,325 in 1913.

19,411 other articles were returned to foreign countries; 4,377 were returned to the senders through the Dead Letter Office; 185,694 were returned by Chief Postmasters; 37,966 were returned by Chief Postmasters to other countries: a total of 247,448 other articles, as compared with 252,590 in 1913.

20,417 letters were wrongly addressed; 38 letters were discovered to have been posted with previously used stamps; 6,528 unclaimed registered letters were dealt with.

4,829 newspapers and 3,049 books and other articles without addresses were received, many of which were subsequently applied for and delivered.

26,228 newspapers were returned to publishers.

2,117 letters and 1,427 letter-cards were posted without addresses.

66 letters with libellous addresses were intercepted.

Regulations for the control of the Dead Letter Office were made by Order in Council dated the 7th September, 1914.

#### BUILDINGS.

The following new office buildings were opened: Akaroa, Bombay, Dargaville, Glen Oroua, Havelock North, Hinakura, Kahutara, Kakahi, Kimbolton, Lowburn Ferry, Lumsden, Matakana, Matangi, Mataura, Ngatapa, Ohakune Junction, Okaiawa, Ormondville, Oxford, Papatoetoe, Raetihi, Raglan, Raurimu, Reefton, Remuera, Rotorua, Ruawai, St. John's, Seddon, South Dunedin, Takapuna, Waipukurau, and Woodend.

#### MONEY-ORDERS.

During the year there were 32 money-order offices opened and 8 closed, the number remaining open at the end of the year being 788.

691,518 money-orders were issued, for £3,427,505, as compared with 690,745, for £3,357,774 for the previous year—an increase of 773 in number and £69,731 in amount.

577,853 money-orders, amounting to £3,100,500, were paid, as against 560,946, for £3,003,400, during 1913—an increase of 16,907 orders and £97,100 in amount.

154,844 orders, for £493,594, were drawn for payment in places beyond New Zealand.

42,413 orders, for £170,357, were issued at offices abroad for payment in New Zealand.

The commission received for money-orders amounted to £16,336, as against £16,872 for 1913, a decrease of £536.

In remitting money by money-order telegram between this Dominion and the Commonwealth of Australia it was formerly imperative that a private telegram of advice to the payee should be sent at the expense of the remitter. Representations were made to the Commonwealth authorities with a view to having this requirement dispensed with. The suggestion was adopted, and it is not now compulsory for remitters to send a private message of advice. An intimation of the receipt of an intercolonial money-order telegram is sent to the payee by the paying office, a charge of 6d. being made for this service.

The exchange of money-orders between New Zealand and Austria-Hungary, Germany, Turkey, and their possessions is suspended during the continuance of the state of war with those countries.

#### POSTAL NOTES.

Fifty-six offices were opened and 12 closed, leaving 988 postal-note offices at the end of the year.

2,314,327 notes, representing a value of £725,118, were sold, as against 2,238,842 notes, for £721,743, sold during the previous year—an increase of 3·37 per cent. in number and 0·47 per cent. in value.

The postal notes paid numbered 2,309,828, of the value of £715,531, as compared with 2,213,100, of the value of £704,883, paid during 1913-14.

The postal-note commission amounted to £10,435, as against £10,225—an increase of £210, or 2·05 per cent.

#### BRITISH POSTAL ORDERS.

110,625 orders, representing a value of £59,771, have been sold, and 26,417, for £15,298, paid. An extended table of the transactions is printed in Table 5. There was a decrease of 6·63 per cent. in the number and 2·73 per cent. in the amount of postal orders sold during the year, and 2·14 per cent. in the number paid.

## SAVINGS-BANK.

During the year 29 offices were opened and 10 closed, leaving 766 offices open at the end of 1914.

78,519 accounts were opened and 53,851 closed, the net gain on the year's working being 24,668 accounts.

The number of accounts on the 31st December, 1914, was 483,262, and the proportion per head of population was 1 in 2'36, as compared with 1 in 2'47 at the end of the previous year.

The deposits numbered 884,405, representing £11,904,323, an average of £13 9s. 2d. per transaction.

The withdrawals numbered 657,622, for £10,603,018, an average of £16 2s. 6d. for each withdrawal.

The net amount added by depositors to their savings during the year was £1,301,305, excess of deposits, plus £615,310 interest earned and credited, making a total of £1,916,615.

The total amount at credit of depositors increased from £17,131,414, at the close of the previous year to £19,048,029 on the 31st December last, representing a sum equal to £16 14s. 2d. per head of the entire population, and £39 8s. 4d. to each depositor.

The interest credited to depositors since the post-office savings-banks were established, in 1867, amounts to £7,156,818.

The cost of working the savings-banks amounted to 4'67d. per transaction, or £30,000 for the year. The cost of management per cent. on the total amount at credit of depositors was 0'16, or 3s. 2d. per £100.

During the year 1914, 267 nominations were made by depositors in favour of relatives or other persons to receive Savings-bank moneys due to them at the time of their decease.

The total number of nominations in force on the 31st December, 1914, was 937.

Transfers of Savings-bank accounts between the Dominion and the United Kingdom by depositors last year were: To United Kingdom, £38,106; from United Kingdom, £11,739. Transfers between the Dominion and Australia were: To Australia, £78,892; from Australia, £53,846.

In order to avoid any possible embarrassment through extraordinary withdrawals of money from the Post Office Savings-bank on the outbreak of war, it was found desirable to put into effect the provision of section 71, subsection (1), of the Post and Telegraph Act, 1908, and to require a depositor to give seven days' notice of his intention to withdraw money. It was found possible, however, to modify the restriction so far as to permit of withdrawals not exceeding £2 in amount being made without special notice at intervals of not less than seven days. Shortly afterwards the requirement that a seven-days interval should elapse between successive withdrawals was abolished, and depositors were thus permitted to withdraw the sum of £2 daily. A further concession was made by allowing any depositor who had been accepted for service in the Expeditionary Force to withdraw without special notice any sum not exceeding £10 sterling. By the 17th September the withdrawals from the Savings-bank were so nearly normal that the foregoing restrictions were removed.

In order to meet the convenience of persons residing at a distance from a branch of the Post Office Savings-bank, the charging of registration and remittance fees in connection with deposits in and withdrawals from the bank was abolished from the 16th April, 1915.

## WORK PERFORMED FOR OTHER DEPARTMENTS.

Among the many branches of Government work performed by the Department may be mentioned the following:—

Customs duties were collected on parcels and other articles coming through the post from places beyond the Dominion amounting to £76,726, and on account of ordinary Customs work £1,565.

Beer-duty stamps to the value of £10,446 were sold by Postmasters.

Advances to Settlers receipts amounted to £2,145,826, and payments to £2,129,528.

Fishing licenses were issued by Postmasters to the value of £1,433, and game licenses to the value of £3,484.

For the Government Insurance Department premiums were collected from the public amounting to £224,696.

The sum of £27,906 was paid to Imperial pensioners by Postmasters.

Income-tax amounting to £333,299 and land-tax to £609,776 was collected by Postmasters.

The sum of £10,812, fees due to the Machinery Department, was received.

Under the Mining Act the receipts were £241.

On behalf of the Public Trustee, £974,612 was received and £973,444 paid.

Fees received for the registration of births, deaths, and marriages amounted to £3,381.

Receipts from the Hamner Springs Sanatorium amounted to £1,889.

Valuation fees paid to Postmasters reached £6,254.

Claims on the General Government for £1,988,752 were paid on behalf of the Treasury.

Discount-stamps numbering 789,120, for £822, were sold and 755,520, for £787, redeemed during the year.

Contributions to the National Provident Fund collected by Postmasters amounted to £14,978.

Old-age pensions paid during 1914 amounted to £452,356, military pensions to £45,964, and widows' pensions to £30,359; while payments on behalf of the Public Service Superannuation Board reached £129,800.

Since the 1st April, 1915, payment of accounts due by Native Land Boards has been arranged through the Post Office.



In order to prevent unemployment on the kauri-gum fields in the Auckland District, the Government, under the provisions of the Kauri-gum Industry Amendment Act, 1914, arranged to purchase kauri-gum and pay to the vendor one-half of the estimated value of the gum, the payment of the balance being made on the sale of the gum by the Crown. Orders for the amounts due are issued by the Kauri-gum Superintendent, and these orders are cashed by the Post and Telegraph Department upon presentation at any money-order office in the Auckland District.

The Department co-operated with the Electoral Department in the work of purging the electoral rolls of the Dominion and of enrolling electors. At places where there were letter-carriers the work was done by them; at other places by the Postmasters.

#### TELEGRAPHS.

The total value of the telegraph and telephone business for the year ended 31st March, 1915, including miscellaneous telegraph receipts and Government telegrams, was £665,938, as compared with £579,816 for the previous year, an increase of £86,122, or 14·85 per cent.

The following is a comparison of the traffic in paid telegrams during the last five years:—

	Number.	Increase,	Receipts. £	Increase,*
1910-11 ...	8,268,340	6·59 per cent. ...	265,624	8·45 per cent.
1911-12 ...	8,971,725	" 8·51 "	288,431	8·59 "
1912-13 ...	9,850,379	" 9·79 "	313,960	8·85 "
1913-14 ...	10,594,556	" 7·55 "	334,221	6·45 "
1914-15 ...	10,716,613	" 1·15 "	347,597	4·00 "

The number of telegrams forwarded and the receipts therefrom during the four quarters of the financial years 1913-14 and 1914-15 respectively are as follows:—

Quarter.	Number of Telegrams forwarded.			Revenue.		
	Year ended 31st March, 1914.	Year ended 31st March, 1915.	Increase per cent.	Year ended 31st March, 1914.	Year ended 31st March, 1915.	Increase per cent.
June quarter ...	2,464,650	2,716,586	10·22	£ 77,739	£ 84,376	8·54
September quarter ...	2,425,366	2,651,742	9·33	76,656	88,174	15·02
December quarter ...	2,804,542	2,635,856	*6·01	89,256	86,673	*2·89
March quarter ...	2,899,998	2,712,429	*6·47	90,569	88,373	*2·42
	10,594,556	10,716,613	1·15	334,220	347,596	4·00

\* Decrease.

The telegraph receipts for the financial year, including telephone-exchange subscriptions, private-wire rents, &c., amounted to £660,162, as compared with £574,786 in 1913-14—an increase of £85,376, or 14·85 per cent.

The payments were £612,666, as against £563,109 for the previous year—an increase of £49,557, or 8·80 per cent.

The net payment in 1913-14 was £392,648.

The number of private wires and subsidized lines was 533, as compared with 534 in 1913-14. The amount received for rent and maintenance, &c., of such lines was £3,820, as against £3,553 in 1913-14.

The extension of lines into remote districts is proceeding vigorously, and 106 new offices were opened during the year ended 31st March, 1915.

The total number of telegraph and telephone offices open on the 31st March, 1915, was 2,358. Of these, 326 were Morse-telegraph offices and 2,032 were telephone-offices. The total number of telegraph and telephone offices combined with post-offices was 1,913; not combined, 445.

The number of telegrams of all codes forwarded during the last financial year was 10,827,968—an increase of 133,936, or 1·25 per cent. over 1913-14.

The proportion of paid telegrams per unit of population was 9·40, and 9·43 the previous year.

The number of ordinary telegrams forwarded was 6,169,047, of the value of £202,801, compared with 6,265,463, of the value of £198,405, in 1913-14—a decrease of 96,416 in number, and an increase of £4,396 in amount.

The urgent telegrams numbered 322,519, of the value of £22,615—an increase of 13,367 in number and £2,262 in amount.

The average value of each ordinary telegram was 7·89d., and of each urgent telegram 1s. 4·83d.

471,455 Press telegrams, of the value of £22,328, were forwarded in 1914-15, as compared with 481,564, valued at £24,053, forwarded in 1913-14—a decrease in number of 10,109, or 2·10 per cent., and a decrease of £1,725, or 7·17 per cent. in value. The value of each Press telegram averaged 11·37d., as against 11·99d. in 1913-14.

The bureau messages numbered 3,753,592, of the value of £99,853, as compared with 3,538,377, of the value of £91,409, in 1913-14—an increase of 215,215 in number and £8,443 in amount. The average value of each bureau message was 6·38d., as against 6·20d. in 1913-14.

The number of Government telegrams forwarded was 111,355, valued at £5,776, as compared with 99,476, valued at £5,030—an increase of 11,879 in number and £746 in amount.

The number of paid forwarded telegrams to every hundred letters posted in New Zealand was 9·31.

The length of telegraph and telephone line and wire on the 31st March, 1914 and 1915, respectively, was as follows:—

	Miles of Pole Line.			Miles of Wire.		
	Year ended 31st March, 1914.	Year ended 31st March, 1915.	Increase.	Year ended 31st March, 1914.	Year ended 31st March, 1915.	Increase.
Telegraph and interurban telephone	13,044	13,434	390	44,642	46,778	2,136
Telephone-exchange plant...	2,514	3,029	515	79,154	113,479	34,325
Totals ... ..	15,558	16,463	905	123,796	160,257	36,461

Telegraph and interurban-telephone lines were overhauled and reconstructed in the several districts as follows: Auckland, 307 miles; Canterbury, 271 miles; Nelson, 233 miles; Otago, 540 miles; Wellington, 286 miles: total, 1,637 miles.

Approximately 1,000 miles of wire for interurban-telephone metallic circuits have been erected or reconstructed on the "spiral" or "twisted" system. This method ensures a silent circuit, free from inductive interference, and lends itself to the provision of additional or so-called "phantom" circuits, which are, within limits, developed from the existing spiral circuits, without the necessity for increased expenditure on the erection of new wires.

Largely owing to the steady improvement in the general condition of the lines, and wherever the traffic is heavy enough to warrant it, direct telegraph working by means of telegraph repeating apparatus is being instituted between large and remote centres instead of the present method of handling the traffic by medium of transmitting-stations. By means of repeaters at Wellington, Auckland has now direct communication with both Christchurch and Dunedin, which eliminates the necessity for the handling by Wellington of the large amount of traffic between Auckland Province and South Island stations.

Amended regulations for the service of notices by telegraph were made by Order in Council dated the 12th May, 1914.

By Order in Council dated the 3rd August, 1914, authority was given for the performance of a special-messenger service by motor-cycle at telegraph-offices where such machines are available. The fee was fixed at 2s. 6d. an hour or fraction thereof, in addition to the special fee of 1d. for each article above one and the additional delivery fee of 3d. for each packet over 1 lb. in weight.

By Order in Council dated 3rd August, 1914, provision was made for the effective regulation, control, and prohibition of telegraphic messages in time of war.

By Order in Council dated 26th January, 1915, the transmission of telegrams of the following nature or character was prohibited:—

(a.) Telegrams which are indecently or obscenely worded, or which appear to contain matter of a treasonable, seditious, libellous, or grossly offensive character.

(b.) Telegrams in plain language relating to betting or to investments on the totalizator, or in coded language reasonably supposed to relate to betting or to investments on the totalizator, addressed to any person on a racecourse.

(c.) Money-order telegrams addressed to a racing club, or to a secretary or other officer, agent, or servant of a racing club, relating to investments on the totalizator, whether addressed to a racecourse or elsewhere.

(d.) Telegrams in plain language relating to betting or to investments on the totalizator, or in coded language reasonably supposed to relate to betting or to investments on the totalizator, addressed to any person who has been convicted in a Court of law under the Gaming Act, 1908, or any amendment thereof, of any offence relating to betting or investments on the totalizator; and any money-order telegram addressed to any such person.

(e.) Telegrams relating to Customs duties during any period for which the transmission thereof is prohibited by the Minister of Telegraphs.

(f.) Telegrams instigating or aiding the commission of any criminal offence or fraud.

The Secretary of the Post and Telegraph Department is authorized to determine whether any telegram comes within the definition given in paragraph (a), and in the case of any other telegram the officer for the time being in charge of the telegraph-office at which that telegram is presented for transmission is authorized to determine whether it comes within any of the other definitions.

#### NEW ZEALAND SUBMARINE CABLE SERVICE.

There are 374 knots of submarine cable in the Dominion.

The submarine cables across Cook Strait have been entirely free from faults for a period of fifteen months.

The cable steamer "Tutanekai" has not been in commission for repairing the Dominion's cables during the year.

The latest tests show that all cables are in good order.

## OCEAN CABLE SERVICES.

The following table shows the total number of ordinary telegrams forwarded by each route during the past five years, and the percentages of the total of such business falling to each:—

PACIFIC.			EASTERN.		
Year.	Messages.	Percentage of Total.	Year.	Messages.	Percentage of Total.
1910 .. ..	87,326	72	1910 .. ..	33,273	28
1911-12 .. ..	89,276	69	1911-12 .. ..	39,374	31
1912-13 .. ..	99,617	71	1912-13 .. ..	40,680	29
1913-14 .. ..	104,638	73	1913-14 .. ..	38,023	27
1914-15 .. ..	106,018	74	1914-15 .. ..	37,446	26

The number of international cable messages forwarded during the year shows an increase of 12·5 per cent. on the number sent during 1913-14, whilst the number forwarded to Australian stations decreased by 6·45 per cent.

Messages received from international stations increased by 7·5 per cent., but there was a decrease of 3 per cent. in the Australian received traffic.

New Zealand's proportion of the deficit of £19,950 8s. 11d. on the twelfth year's working of the Pacific cable (1913-14) amounted to £2,216 14s. 4d.

The share of ordinary outward business handled by the Pacific cable again shows a slight increase on that obtained during the previous year. In 1913-14 the Pacific proportion was 73 per cent., and the Eastern 27 per cent. The 1914-15 figures are: Pacific, 74 per cent.; Eastern, 26 per cent.

During the year New Zealand has given the Pacific route 75·66 per cent. of the ordinary business to Australia, as against 74·38 per cent. last year.

1,124 Press telegrams were sent via Pacific and 1,608 via Eastern, compared with 1,811 and 2,035 respectively last year.

The number of cables sent as "deferred" during the year shows an increase of approximately 90 per cent. over the previous year's figures.

From the 1st April, 1915, mainly owing to the firm attitude taken up by New Zealand as a result of the dissatisfaction with the high terminal rates charged by Australia, the rate on cable messages via Pacific from New Zealand to the United Kingdom was reduced from 3s. to 2s. 8d. per word. The reduced rate also applies via Eastern. At the same time the rate on week-end messages was reduced from 9d. a word, with a minimum of 15s. per message, to 8d. a word, with a minimum of 13s. 4d., and on deferred messages from 1s. 6d. a word to 1s. 4d. a word. Corresponding reductions in the ordinary rate were made via Pacific to places in America served by the Pacific cable, and via Eastern to certain places in South America.

Cable communication with Fanning Island was interrupted on the 8th September, 1914, the cable having been cut by a landing party from the German warship "Nurnberg." Communication between Fanning Island and Suva was restored on the 23rd idem, and between Fanning Island and Bamfield on the 6th November, 1914.

The Norfolk Island cable was interrupted in September, 1914. Communication was restored on the 17th idem. To meet the difficulty caused by the interruption, arrangements were made to send Government messages for Suva by wireless telegraph from Awanui.

The offices of the Eastern Extension, Australasia, and China Telegraph Company (Limited), at Wakapuaka, were destroyed by fire on the morning of the 1st June, 1914. Practically all the instruments were destroyed. The use of the departmental buildings was granted to the company, and assistance given by the Department's engineering staff. Communication was restored within a few hours.

## WEEK-END CABLE MESSAGES.

The system of week-end messages is still being freely availed of by the public. During the year 1914-15, 9,083 week-end messages, at a total value of £10,404, were forwarded from New Zealand, an increase of 122 per cent. over the previous year.

Since the 20th July, 1914, week-end messages have been posted at the office of destination on Sunday night for delivery by the first mail on Monday morning. Previously they had been posted on Monday night for delivery on Tuesday.

From the 1st August, 1914, arrangements were made for the acceptance of week-end messages for the Continent of Europe for posting from London, such messages to bear a full mailing address and a fee of 5d. to be paid. This system was extended on the 1st December, 1914, to week-end messages to be posted forward from Canada.

From the 1st April, 1915, the rate for week-end messages to the United Kingdom was reduced from 9d. a word, with a minimum charge of 15s., to 8d. a word, with a minimum charge of 13s. 4d.

## WIRELESS TELEGRAPHY.

The two high-power and the three low-power wireless stations of the Dominion have continued to work satisfactorily.

Since the outbreak of war, ships have been exercising care not to disclose their whereabouts. That action has resulted in a reduction of the volume of wireless business.

On the outbreak of war a military guard was placed at each of the wireless stations.

Immediately on the declaration of war, when the first Expeditionary Force was being organized and its destination was unknown, wireless operators and engineers were required for foreign service. It had been intimated to the Department that a wireless equipment would be

sent with the Expedition. The call for volunteers met with prompt response. Four operators and two men with engineering capabilities were chosen. Within a few days these officers were in Wellington ready to join the Expedition. Spare wireless apparatus in the possession of the Department was prepared, and masts, engine plant, and various other equipment required were made or obtained locally with a minimum of delay. It was not found necessary on arrival at Apia to use more than quite a limited portion of the plant that had been despatched, as the officers readily saw that it would be practicable to bring into use some of the apparatus of the large wireless station, which, while it had been much damaged by the former occupants, was not wholly destroyed. Communication with Fiji was soon established, and from the 19th October, 1914, telegrams were accepted for transmission to Samoa. The rate fixed for ordinary, Press, and Government messages was the wireless rate from Suva (Fiji) to Apia (Samoa), in addition to the cable rate from New Zealand to Suva. Communication continued to be carried on through that route for some time while the high-power portions of the apparatus and equipment were being repaired. When the repairs, which took some time, were effected in October it was practicable to communicate direct with the Awanui station in this Dominion, a distance of about 1,500 knots, and the rate has been fixed at 1s. per word for ordinary, Press, and Government messages. This direct communication has been maintained.

Twenty-seven ship stations are registered in New Zealand. Regulations for controlling the use of wireless on British and foreign ships, not registered in New Zealand, while they are within territorial waters were gazetted on the 16th July, 1914, and are now in force.

Observations are still being made at New Zealand stations of atmospheric electrical disturbances which interfere with the reception of signals. The data collected are being communicated to the British Association for the Advancement of Science.

Amended radio-telegraphic regulations came into force on the 10th September, 1914, providing that radio-telegrams to or from ships trading exclusively between ports on the coast of the Dominion of New Zealand, while such ships are voyaging between the Ports of Lyttelton and Wellington from or to any telegraph-office in the Dominion of New Zealand, shall be charged at the rate of 2½d. a word, with a minimum charge of 1s. 3d. for each radio-telegram, equal to a message of six words.

The small number of amateur stations that were in operation on the outbreak of war have been closed from that time.

Permission has been given, subject to suitable control, for the use of wireless apparatus by one or two Defence Corps.

On the initiative of the British Post Office, arrangements have been concluded by which the certificates of competency, signifying that the holders are competent to act as wireless operators on vessels, issued by any of the self-governing countries of the British Empire shall be recognized throughout the Empire.

In November, 1914, arrangements were made to telephone, free of charge to the addressee, any radio-telegram, the address of which included a telephone-number.

Mount Wakefield, the hill on which the Wellington radio-station is situated, like the other hills about the city, has been quite denuded of trees in the years gone by. Efforts are being made on the 30 acres of hillside that are attached to this station to remove that reproach, and to that end extensive tree-planting has been done, and it is hoped that in the course of a few years the trees will afford quite a pleasant relief to the barrenness of landscape that is so marked a feature at present. The trees are rooting well and showing signs of vigorous growth.

#### TELEPHONE EXCHANGES.

Twelve new exchanges were opened during the year, the number of subscribers increased by 3,808, and the number of connections by 4,846.

The total number of exchanges now is 250, made up of 62 central and 188 sub exchanges.

The total number of connections is 54,261, compared with 49,415 in 1914. They may be classified as follows: Paying direct, 41,294; extensions, 8,001; bureaux, 4,389; service, 577.

New connections numbered 6,969, and those given up 2,691. The increase in connections is 4,846, equal to 9·81 per cent.

In addition there are 267 telephone bureaux not connected with exchanges.

There are 3,029 miles of telephone-exchange lines and 113,479 miles of wire.

The number of telephone-stations at the ten principal telephone exchanges on the 31st March, 1915, was as follows: Auckland, 7,288; Wellington, 6,584; Christchurch, 5,164; Dunedin, 4,572; Gisborne, 1,472; Wanganui, 1,408; Napier, 1,375; Invercargill, 1,364; Hastings, 1,295; Palmerston North, 1,096.

New exchanges were opened in the Auckland District at Birkenhead, Coromandel, Kaikohe, Kawhia, and Walton; in the Wellington District at Hinakura, Kahutara, Glen Oroua, and Norsewood; and in the Canterbury District at Culverden, Dunsandel, and Waiiau.

The conversion of earth-working exchanges to metallic-circuit working is proceeding satisfactorily.

There are 2,063 party-line circuits, with a total of 6,695 subscribers, an increase for the year of 591 and 2,053 respectively.

In June, 1914, the charge for printing additional names or designations in the telephone list in connection with the same number was reduced from 10s. to 5s. for each additional entry.

Motor-lorries fitted for use in connection with cable-hauling, pole-work, &c., and motor-cycles for telegraph and telephone linemen have proved of considerable value.

The work of laying telephone cables underground is proceeding satisfactorily. During the year eighty-five miles of pipes, eight miles of ducts, and forty-eight miles of armoured cable were

laid, chiefly at Wellington and Auckland. A start has been made at Christchurch to place the cables underground, and similar work will be commenced at Dunedin and other centres next year. Cables providing for 25,150 miles of subscribers' wires were drawn into the conduits during the year.

#### SLOT TELEPHONES.

The number of slot telephones in use at the principal centres of population throughout the Dominion on 31st March, 1915, was 139, as against 93 for the previous year.

The revenue derived from these machines totalled £4,359, as compared with £2,633 for the year 1914, an increase of £1,726, or 65·55 per cent.

Coin-in-slot telephones were installed temporarily at the Military Camp, Christchurch, and the Show-grounds, Christchurch and Dunedin.

A reduction from 2d. to 1d. was made for each conversation from a slot telephone situated within half a mile from the telephone exchange at Auckland, Wellington, Christchurch, or Dunedin as a preliminary step towards extending the distance when supplies are available. The individual returns from the penny-in-the-slot telephones, as compared with the amounts derived at the twopenny rate from the same machines before the reduction, show that in many cases there was an actual increase in the amount earned. The action of the Department in reducing the rate for machines within a radius of half a mile from the central exchange has been amply justified.

In view of the repeated theft of amounts from slot-telephone cabinets the Department has found it of advantage to offer to pay a reward of £5 to any police officer securing a conviction for such offence.

#### AUTOMATIC EXCHANGES.

The building to accommodate the apparatus of the new system at Courtenay Place, Wellington, has been finished some time, and the alterations to provide for like apparatus at Newtown have been made. Some of the apparatus has come to hand, and has been placed in position in both buildings. Other portions that have arrived cannot be erected until further shipments are to hand.

The automatic-exchange building at Masterton has been completed, and some of the equipment erected. Further work is hindered by reason of the non-arrival of materials. The contracting company was manufacturing at Antwerp and London the apparatus for the several exchanges for which tenders had been accepted. As is well known, Antwerp fell into the hands of the Germans. Fortunately, the company was able to get away to London large quantities of the manufactured goods and the special tools used in their manufacture. These tools will be set up in factories in London and in America. When that has been done—and it is being carried out as vigorously as possible—a revival of manufacture on an extensive scale will begin, and will be carried on without cessation. It was expected that the materials necessary for the completion of the works under the existing contract would be manufactured in London, but in the meantime other difficulties have arisen, such as congestion of shipping and scarcity of skilled craftsmen, most of whom familiar with the manufacture of these appliances were Belgians, and have gone on active service. The company's factory in London was also largely depleted of men owing to recruiting necessities, and that factory has also been utilized to a large extent in the manufacture of war supplies, and the latest information is that it may be even more largely called upon to engage in that work. There is, therefore, little immediate prospect of large arrivals of the necessary materials to get on with the automatic exchanges until there has been time for the manufacture elsewhere to be put in hand, or until there is a marked turn in the tide of war events.

Tenders have been let for the erection of buildings to accommodate the apparatus at Mount Eden, Remuera, Ponsonby, Hamilton, and Blenheim. The work of erection at the first three named will be shortly completed. Hamilton has been begun, and the building at Blenheim is soon to be begun. Alterations necessary at Oamaru are being put in hand immediately. The plans of a suitable building to accommodate the new exchange apparatus and to meet post-office requirements at Wellesley Street, Auckland, are now being prepared by the Government Architect.

The present Strowger automatic plant will be continued in use for some time even after some of the exchanges of the Western Electric system are in operation, and special apparatus designed to enable that to be done is being provided.

In the Wellington telephone area, plans for a suitable main office telephone exchange, the site to be partly contiguous to and partly upon the present telephone-exchange site, will shortly be prepared. An exchange building will also be provided at Kelburn on a suitable site already obtained. Provision is also to be made for small district exchanges at Khandallah and Karori. Excepting Khandallah, for which it is necessary to make early provision, the others named are not immediately pressing.

When Courtenay Place and Newtown exchanges are equipped and working under the new system the manual switchboard, upon which there is considerable congestion at the present time, will be relieved.

A new building fronting Hereford Street, Christchurch, is to be erected, which will accommodate automatic switching apparatus, and serve for several other post-office requirements.

Sub-exchanges will be erected at Sydenham Post-office and at St. Albans, at which latter place a suitable site has been obtained. The Sydenham Post-office has ample room for the installation necessary there, and only comparatively slight alterations are called for.

## APPENDIX.

## DESIGNATION OF OFFICES CHANGED OR CORRECTED.

Postal District.	Changed from	Changed to
Auckland .. ..	Horahora .. ..	Aniwaniwa.
” .. ..	Mangatangirau .. ..	Matangirau.
” .. ..	Mangatete .. ..	Kaingaroa.
” .. ..	Nihotapu .. ..	Parau.
” .. ..	Te Kapa .. ..	Mahurangi.
” .. ..	Waiaka .. ..	Oneroa.
” .. ..	Waiatarua .. ..	Nihotapu.
” .. ..	Waiomou .. ..	Patetere.
” .. ..	Waitanguru .. ..	Rimunui.
Blenheim .. ..	Onapua .. ..	Redheugh.
” .. ..	Pokokini .. ..	Te Aruhe.
Dunedin .. ..	Alexandra South .. ..	Alexandra.
” .. ..	Hayward's Point .. ..	Mhiwaka.
Gisborne .. ..	Whenuanui .. ..	Ngatapa.
Invercargill .. ..	Tokonui Gorge .. ..	Tokanui.
Nelson .. ..	The Port .. ..	Port Nelson.
New Plymouth .. ..	Mangaawakino .. ..	Mangatoi.
Thames .. ..	Otamarakau .. ..	Ohinepanea.
” .. ..	Waimana East .. ..	Puhikoko.
Wanganui .. ..	Awatuna East .. ..	Awatuna.
Wellington .. ..	Kelburne .. ..	Kelburn.

## INLAND MAIL-SERVICES ESTABLISHED, EXTENDED, AND ABOLISHED.

District.	Name of Service.	Frequency.	Remarks.
Auckland .. ..	Kaikohe Post-office - Railway-station	As required .. ..	Established.
	Ohaupo Post-office - Railway-station	” .. ..	”
	Ruawai Post-office - Wharf .. ..	” .. ..	”
	Whatoro Post-office - Railway-station	” .. ..	”
	Huapai Post-office - Pukekorari Railway-station	Daily .. ..	”
	Mangatapu Post-office - Selwyn Timber Company's Siding	” .. ..	”
	Matamata-Peria Road (rural delivery)	” .. ..	”
	Okoroire Springs along main Rotorua Road (rural delivery)	” .. ..	”
	Tatua Railway-station - Settlers' boxes (rural delivery)	” .. ..	”
	Te Poi - Omahine (rural delivery) ..	” .. ..	”
	Waimiha Post-office - Railway-station	” .. ..	”
	Clevedon - West Road (rural delivery)	Daily, thrice or twice weekly	”
	Whenuapai Post-office - Wharf .. ..	Five times weekly	”
	Kaiwaka Post-office - Railway-station	Four times weekly	”
	Kohukohu-Horeke .. ..	Thrice weekly .. ..	”
	Otuiti Landing - Koiro Post-office ..	” .. ..	”

INLAND MAIL-SERVICES ESTABLISHED, EXTENDED, AND ABOLISHED—*continued.*

District.	Name of Service.	Frequency.	Remarks.
Auckland	Pakaraka-Puketona .. ..	Thrice weekly ..	Established.
	Waikopua Post-office - Wharf .. ..	" ..	"
	Waitoa - Lower Waitoa .. ..	" ..	"
	Clevedon-Whakatiri .. ..	Twice weekly ..	"
	Hikurangi - a point near Marua .. ..	" ..	"
	Kaihu-Oranora .. ..	" ..	"
	Mangawai-Kaiwaka .. ..	" ..	"
	Onehunga - Orua Bay .. ..	" ..	"
	Opahi Railway-station-Pokere Post-office .. ..	" ..	"
	Oparau - Oparau Valley (rural delivery) .. ..	" ..	"
	Orua Bay - Wharf .. ..	" ..	"
	Parua Bay - Taraunui .. ..	" ..	"
	Rawene-Waahirakau .. ..	" ..	"
	Te Kopuru - Ripia .. ..	" ..	"
	Tangowahine - Tangowahine Valley Road (rural delivery) .. ..	" ..	"
	Wellsford - Hoteo North (rural delivery) .. ..	" ..	"
	Wharepungua-Ngaroma .. ..	" ..	"
	Aratoro - Kopaki Railway-station .. ..	Weekly ..	"
	Awanui-Kaitaia .. ..	" ..	"
	Cambridge-Aniwaniwa .. ..	" ..	"
	Dargaville-Mititai .. ..	" ..	"
	Kaikohe - Otaienga Road (rural delivery) .. ..	" ..	"
	Leigh - Big Omaha .. ..	" ..	"
	Marsden Point - Parua Bay .. ..	" ..	"
	Marsden Point - Takahiwai .. ..	" ..	"
	Matapara-Ngaroma .. ..	" ..	"
	Omapere-Waimamaku .. ..	" ..	"
	Silverdale - White Hills (rural delivery) .. ..	" ..	"
	Whangamata-Wharekawa .. ..	" ..	"
	Whangarei-Maungatapere .. ..	" ..	"
	Whangaroa-Matangirau .. ..	" ..	"
	Mangonui-Kohumaru .. ..	" ..	Extended to Paraoanui.
	Taringamotu Railway-station - Post-office .. ..	" ..	Extended to Nukutaurua.
	Waitomo Caves - Haylock's .. ..	" ..	Extended to Marokopa Heads.
	Whangarei-Whareora .. ..	" ..	Extended to Tahere.
	Aranga-Oranora .. ..	" ..	Abolished.
	Awhitu Wharf - Orua Bay .. ..	" ..	"
	Hikurangi - a point near Marua .. ..	" ..	(See Established.)
	Kaipara Flats - Matangao .. ..	" ..	"
	Kohukohu-Horeke .. ..	" ..	(See Established.)
Maromaku Post-office - Railway-station .. ..	" ..	"	
Matapara-Ngaroma .. ..	" ..	(See Established.)	
Maungaturoto-Pukerata .. ..	" ..	"	
Onerahi-Takaiwai .. ..	" ..	"	
Towai Post-office - Railway-station .. ..	" ..	"	
Wayby Railway-station - Hoteo North .. ..	" ..	"	
Whakatiri - s.s. "Hirere" .. ..	" ..	"	
Wharepungua-Matapara .. ..	" ..	"	
Blenheim	Pictou Post-office - Railway-station .. ..	As required ..	Established.
	Tuamarina Post-office - Railway-station .. ..	" ..	"
	Havelock-Mahakipawa .. ..	Thrice weekly ..	"
	Pictou - Endeavour Inlet .. ..	Twice weekly ..	"
Christchurch	Hapuku - Puhipuhi River Bank .. ..	Weekly ..	"
	Fernside Post-office - Railway-station .. ..	Twice daily ..	"
	Medbury Post-office - Railway-station .. ..	Thrice weekly ..	"
	Little River - The Gap .. ..	Twice weekly ..	"
	Glentunnel-Kisselton .. ..	" ..	Abolished.
	Little River - Te Oka .. ..	" ..	"
	Mayfield-Porateko .. ..	" ..	"
Dunedin	Allanton-Momona .. ..	Daily ..	Established.
	Wingatui Post-office - Railway-station .. ..	" ..	"
	Awatea-Purekiriki .. ..	Twice weekly ..	"
	Golden Point - Macrae's Flat .. ..	" ..	Abolished.
Gisborne	Mail Coach, junction Gisborne Road - Lower Hangarua .. ..	Twice weekly ..	Established.
	Gisborne-Makaraka .. ..	Weekly ..	"
	Junction Gisborne Road - Hangarua .. ..	" ..	Abolished.
	Lower Hangarua - Hangarua .. ..	" ..	"
Greymouth	Ikamatua-Hukuwai .. ..	Twice weekly ..	Established.
	Harihari-Herepo .. ..	" ..	"
Hokitika	Wataroa-Matainui .. ..	Weekly ..	"
	Hokitika - Upper Kokatahi .. ..	" ..	Abolished.

INLAND MAIL-SERVICES ESTABLISHED, EXTENDED, AND ABOLISHED—*continued.*

District.	Name of Service.	Frequency.	Remarks.	
Invercargill	Clearance of receivers in city and suburbs	Twice daily	Established.	
	Longbush—Toa	Daily	"	
	Makarewa—Makarewa North (rural delivery)	Twice weekly	"	
	Waimahaka—Fortification	Weekly	"	
	Puherau—Otaraiā	"	Extended to include Patterson's Block.	
Napier	Invercargill (or Bluff)—Te Oneroa	"	Abolished.	
	Hastings—Waiterenui Homestead	Daily	Established.	
	Otane—Pukehou	Thrice weekly	"	
	Puketapu—Waihou Settlement	Weekly	"	
	Wairoa—Opouiti	"	"	
Nelson	Anarua—Pukehou	"	Abolished.	
	Takaka—Tarakohe	Thrice weekly	Established.	
	Nelson—Collingwood	Twice weekly	"	
	Nelson—Tonga Bay	Weekly	"	
	Totaranui—Awa-iti	"	"	
New Plymouth	Waitai—French Pass	"	"	
	Waikawa Bay—French Pass	Fortnightly	"	
	Kupe—Te Popo	Daily	"	
	Te Popo—Wharehuia	Daily in summer; thrice weekly in winter	"	
	Waitoriki—Inglewood	Ditto	"	
Oamaru	Albert Road—Lower Mangorei	Thrice weekly	"	
	Inglewood—Kaimiro	"	Extended to Rahiri.	
	Huatoki—New Plymouth	"	Abolished.	
	Hurworth—New Plymouth	"	"	
	Ihaia—Opunake	"	"	
	Wharehuia—Kupe	"	"	
	Windsor—Ngapara	"	"	
	Thames	Thornton—Whakatane	Thrice weekly	Established.
	Te Puke Post-office—Railway-station	Twice weekly	"	
	Manawahe—Pikowai Road	Weekly	"	
Timaru	Matata—Manawahe	"	"	
	Cape Runaway—Whangaparoa River	Fortnightly	"	
	Fairlie—Burke's Pass	Weekly	"	
	Temuka—Hilton	"	Extended along the Smithfield and Temuka—Winchester Roads.	
	Waiariari—Hook Railway-station	"	Abolished.	
Wanganui	Hihitahi Post-office—Railway-station	Twice daily	Established.	
	Aramoho Post-office—Mr. Earle's residence (rural delivery)	Daily	"	
	Junction Moawhanga Road—Ruakura (rural delivery)	Thrice weekly	"	
	Kaimanuka—Murphy's (rural delivery)	Twice weekly	"	
	Karioi Post-office—Kennedy's Homestead (rural delivery)	"	"	
	Parihauhau Hill—Top of Mangahoe Road	"	"	
	Erua—Riariaka (rural delivery)	Weekly	"	
	Mangatiti Landing—Low's (rural delivery)	"	"	
	Marton—Bonny Glen	"	Extended to Bruce Road.	
	Taihape—Ngawaka	"	Extended to Hole and Malcolm's.	
	Makirikiri—Mangahoe Road	"	Abolished.	
	Nukumarū Post-office—Railway-station	"	"	
	Ruakura—Taihape	"	"	
Wellington	Bainesse Post-office—Railway station and line	As required	Established.	
	Paraparaumu Post-office—Railway-station	"	"	
	Eketahuna—Pongaroa	Daily	"	
	Feilding rural delivery	"	"	
	Glen Oroua—Taikorea	"	"	
	Greytown—The Knoll (rural delivery)	"	"	
	Hukanui—Hamua	"	"	
	Mangamaire Post-office—Railway-station	"	"	
	Rangiotu—Mangawhata	"	"	
	Manakau—Kuku Creamery	Four times weekly	"	
	Mangatainoka—Ruawhata	Thrice weekly	"	
	Ohau—Kuku Road	"	"	
	Haunui—Main Road	Twice weekly	"	
	Waihoki Valley—Main Road	"	"	
	Carterton rural delivery	"	Extended to Belvedere, and Brooklyn and Manning Roads.	
Admiral—Gladstone	"	Abolished.		
Alfredton—Waihoki Valley	"	"		
Carterton—Belvedere	"	" (See Extended.)		



INLAND MAIL-SERVICES ESTABLISHED, EXTENDED, AND ABOLISHED—*continued.*

District.	Name of Service.	Frequency.	Remarks.
Wellington	Eketahuna—Alfredton .. ..	.. ..	Abolished.
	Eketahuna—Mangaoronga .. ..	.. ..	.. ..
	Eketahuna—Newman .. ..	.. ..	.. ..
	Glen Oroua—Taikorea .. ..	.. ..	(See Established.)
	Greytown—Morrison's Bush .. ..	.. ..	.. ..
	Hamua—Eketahuna .. ..	.. ..	.. ..
	Kaiwairua Post-office—Road Junction .. ..	.. ..	.. ..
	Packakariki Post-office—Railway station .. ..	.. ..	.. ..

## SUBSIDIZED SEA MAIL-SERVICES.

The several subsidized sea mail-services, the subsidy-payments for the year 1914, the dates when established, and the date on which each terminates are shown below:—

Service.	Annual Subsidy or Payment.		Duration of Service.		Number of Voyages per Annum.	Mileage for Complete Voyage.	Cost per Mile.	
			When established.	When terminated or terminable.			s.	d.
Auckland and Fiji .. ..	£ 1,690	s. 0	d. 0	June, 1880	June, 1914	13	2,394	1 1'37
Auckland and South Pacific Islands .. ..	1,200	0	0	June, 1885	June, 1914	12	6,992	0 3'43
Auckland and Great Barrier .. ..	250	0	0	Oct., 1891	Dec., 1915	52	124	0 9'31
Auckland, Whangaroa, and Mangonui .. ..	126	0	0	Nov., 1907	Dec., 1915	52	368	0 1'58
Dargaville and Tangiteroria .. ..	130	0	0	Nov., 1893	Dec., 1915	156	62	0 3'22
Helensville and Matakoho .. ..	150	0	0	Jan., 1881	Dec., 1915	104	116	0 2'98
Helensville and Dargaville .. ..	615	0	0	Jan., 1881	Dec., 1915	156	128	0 7'39
Horeke, Kohukohu, Rawene, Koutu, Rangi Point, Opononi, and Omapere .. ..	119	15	0	Jan., 1889	Dec., 1915	156	52	0 3'54
Offices in Whangarei Harbour .. ..	117	0	0	Sept., 1912	Dec., 1915	156	22	0 8'18
Russell and Opua .. ..	90	0	0	Jan., 1889	Dec., 1915	416	8	0 6'49
New Zealand—San Francisco .. ..	25,000	0	0	Oct., 1910	June, 1919	13	12,180	3 1'89
New Zealand—Vancouver .. ..	20,000	0	0	Aug., 1911	Sept., 1916	13	12,660	2 5'16
New Zealand and Australia (Wellington—Sydney) .. ..	15,000	0	0*	Dec., 1906	Mar., 1915	52	1,230	4 8'28
Wellington, Wakatahuri, Home-wood (and other offices), and Havelock .. ..	440	0	0	Dec., 1891	Dec., 1915	26	300	1 1'56
Pictou, offices in Sounds, and Havelock .. ..	330	0	0	Jan., 1907	Dec., 1915	26	330	0 9'23
Pictou, Grove Wharf, Te Awaite, and Resolution Bay .. ..	185	0	0	Jan., 1913	Dec., 1915	156	88	0 3'36
Pictou and Portage .. ..	192	10	0†					
Portage and Kenepuru Head .. ..	60	0	0	Jan., 1913	Dec., 1915	12	14	0 3'3
Portage and Karamea .. ..	70	0	0	Jan., 1913	Dec., 1915	304	46	0 3'51
Port Nelson and Waikawa Bay .. ..	25	0	0	Jan., 1913	Dec., 1915	126	62	0 3'72
Ngakuta, Hakahaka, Kakapo Bay, Ocean Bay, Robin Hood Bay, and Blenheim .. ..	77	10	0	April, 1911	Dec., 1915	52	86	0 4'16
Portage and Crail Bay .. ..	137	0	0	Jan., 1910	Dec., 1915	52	106	0 6'40
Nelson, Tarakohe, Tonga Bay, Totaranui, Takaka, and Collingwood .. ..	147	0	0†					
Nelson, Tarakohe, Tonga Bay, Totaranui, Takaka, and Collingwood .. ..	200	0	0	..	Dec., 1915	104	130	0 3'55
Nelson and Otarawao .. ..	100	0	0	Jan., 1904	Dec., 1915	52	61	0 7'57
Waitai and French Pass .. ..	25	0	0	June, 1914	Dec., 1915	52	12	0 9'61
Westport and Karamea .. ..	800	0	0	June, 1886	Oct., 1914	36	102	3 5'24
Westport and Little Wanganui .. ..				Jan., 1895				
Westport and Karamea .. ..	400	0	0	Nov., 1914	Jan., 1915	52	102	1 3'27
Westport and Little Wanganui .. ..								
Wellington or Lyttelton and Chatham Islands (including Pitt Island) .. ..	500	0	0	..	Sept., 1916	6	1,050	1 7'05
Bluff and Half-moon Bay .. ..	300	0	0	July, 1886	Dec., 1915	52	44	2 7'47
Bluff, Te Oneroa, and Cromarty .. ..	137	10	0	April, 1893	June, 1914	6	190	2 4'95

\* Subsidy abolished 18th March, 1915

† Subsidy increased from 1st September, 1914.

## CABLE BUSINESS.

Hereunder are shown the number and value of cable messages forwarded from New Zealand during the financial year 1914-15, in comparison with the figures for 1913-14:—

## VIA PACIFIC.

Destination.	Ordinary.		Press.	
	Number of Messages.	Value.	Number of Messages.	Value.
International ... ..	42,461	£ 64,682	210	£ 243
Australian ... ..	63,557	14,778	914	290
Totals for 1914-15 ... ..	106,018	79,460	1,124	533
Totals for 1913-14 ... ..	104,638	60,077	1,811	934

## VIA EASTERN.

Destination.	Ordinary.		Press.	
	Number of Messages.	Value.	Number of Messages.	Value.
International ... ..	16,999	£ 30,416	24	£ 33
Australian ... ..	20,447	4,885	1,584	825
Totals for 1914-15 ... ..	37,446	35,301	1,608	858
Totals for 1913-14 ... ..	38,023	25,543	2,035	1,795

The Dominion's outward International and Australian cable business, excluding Press, for the same two years was as follows:—

## INTERNATIONAL.

	Number of Messages.	Value. £
1914-15 ... ..	59,460	95,097
1913-14 ... ..	52,859	68,402

Increase 6,601 = 12·5 per cent.      26,695 = 39 per cent.

## AUSTRALIAN.

	Number of Messages.	Value. £
1914-15 ... ..	84,004	19,663
1913-14 ... ..	89,802	17,217

Decrease 5,798 = 6·45 per cent.      Inc. 2,446 = 14·2 per cent.

There was a total increase of 803 messages, and an increase in value of £29,141.

## RECEIVED CABLES.

The number of cable messages received in New Zealand during the years 1914-15 and 1913-14, exclusive of Press, was as follows:—

## VIA PACIFIC.

					International.	Australian.
1914-15	...	...	...	...	27,214	49,611
1913-14	...	...	...	...	30,010	51,497
Decrease	...	...	...	...	2,796	1,886

## VIA EASTERN.

					International.	Australian.
1914-15	...	...	...	...	24,816	31,549
1913-14	...	...	...	...	18,373	32,171
Increase	...	...	...	...	6,443	622

## PRESS.

The forwarded and received cable Press business for the past five years was,—

Year.	Forwarded.			Received.			
	Number of		Value.	Number of			
	Messages.	Words.		Messages.	Words.		
1910	...	...	2,671	168,262	£ 1,363	5,893	528,843
1911-12	...	...	2,117	158,590	1,298	6,682	582,247
1912-13	...	...	2,680	252,725	2,161	6,004	546,187
1913-14	...	...	3,846	455,175	2,729	6,212	621,923
1914-15	...	...	2,732	212,120	1,390	8,056	796,352

## RADIO-TELEGRAMS.

The undermentioned return, covering the years 1913-14 and 1914-15, does not include weather telegrams and shipping advices, which are sent free over the radio-telegraphic system:—

Year.	Forwarded.				Received.		
	Number of		Amount earned by New Zealand.	Total Value.	Number of		Amount earned by New Zealand.
	Messages.	Words.			Messages.	Words.	
1914-15	...	...	£ 712	£ 1,077	4,656	64,284	£ 1,049
1913-14	...	...	409	625	3,618	36,918	748
Increases	...	...	303	452	1,038	27,366	301

The increase in the number of radio-telegraphic messages over the previous year was 43·7 and 28·7 per cent. for the forwarded and received respectively. Messages for Samoa and Pago-pago, and also Papeete, are sent through the wireless system, and this traffic has compensated for the decrease in messages exchanged with ships since the end of July, 1914.

Table No. 1.

TABLE showing the Number and Amount of Money-orders issued and of Money-orders payable in New Zealand since the Year 1863.

## ISSUED IN THE DOMINION.

Year.	Commission received.	Where payable.						Total.	
		In the Dominion.		United Kingdom and Foreign Offices.		Australia and other British Possessions.		No.	Amount.
		No.	Amount.	No.	Amount.	No.	Amount.		
1863	£ 1,057	2,201	£ 9,614	4,740	£ 21,944	4,645	£ 24,145	11,586	£ 55,703
1873	3,562	34,288	142,642	11,913	48,548	6,150	28,068	52,351	219,258
1883	9,023	132,232	402,559	26,211	91,634	14,113	46,940	172,556	541,133
1893	10,249	146,133	576,359	29,616	86,545	35,208	88,025	210,957	750,929
1894	10,601	155,534	608,042	28,513	79,349	38,631	89,393	222,678	776,783
1895	11,434	162,600	635,063	28,882	78,465	52,015	99,077	243,497	812,605
1896	12,671	181,505	717,218	29,238	82,499	58,823	102,443	269,566	902,160
1897	13,836	193,867	762,593	31,770	93,649	68,002	114,589	293,659	970,831
1898	14,747	206,265	798,726	35,377	107,140	76,728	123,375	318,370	1,029,241
1899	15,533	221,354	864,513	38,528	122,064	84,782	132,231	344,664	1,118,808
1900	16,513	239,565	951,860	40,925	122,935	89,344	140,058	369,834	1,214,853
1901	17,519	255,344	1,002,057	45,701	125,549	104,922	158,902	405,967	1,286,508
1902	14,916	258,110	1,014,724	53,910	138,755	55,187	123,580	367,207	1,277,059
1903	15,882	273,535	1,108,067	63,309	157,790	59,468	150,368	396,312	1,416,225
1904	16,385	281,655	1,148,226	60,490	165,245	65,638	163,416	407,783	1,476,887
1905	17,073	287,394	1,189,386	57,414	177,610	72,633	174,716	417,441	1,541,712
1906	18,279	301,650	1,312,271	60,120	186,903	77,250	187,058	439,020	1,686,231
1907	18,847	305,424	1,389,800	58,565	193,356	77,498	190,434	441,487	1,773,591
1908	12,556	338,752	1,611,968	67,384	226,409	81,948	212,308	488,084	2,050,684
1909	13,783	383,283	1,841,030	74,893	256,804	80,564	209,759	538,740	2,307,593
1910	14,300	413,314	1,981,877	79,651	273,449	76,692	202,197	569,657	2,457,523
1911	15,307	444,169	2,262,366	88,364	289,857	75,231	207,170	607,764	2,759,393
1912	16,399	493,345	2,702,469	98,452	322,037	74,628	206,843	666,425	3,231,350
1913	16,872	516,536	2,821,624	100,634	336,992	73,575	199,158	690,745	3,357,774
1914	16,336	536,674	2,933,911	87,774	299,155	67,070	194,439	691,518	3,427,505

## DRAWN ON THE DOMINION.

Year.	Where issued.						Total.	
	In the Dominion.		United Kingdom and Foreign Offices.		Australia and other British Possessions.		No.	Amount.
	No.	Amount.	No.	Amount.	No.	Amount.		
1863	2,067	£ 9,169	415	£ 1,824	558	£ 3,078	3,040	£ 14,071
1873	34,288	142,642	1,482	6,626	1,668	7,689	37,438	156,957
1883	132,232	402,559	3,725	15,553	5,697	23,300	141,654	441,411
1893	146,133	576,359	8,746	32,617	10,679	40,929	165,558	649,905
1894	155,534	608,042	9,293	33,787	10,690	38,571	175,517	680,400
1895	162,600	635,063	9,938	35,155	11,520	39,863	184,058	710,081
1896	181,505	717,218	10,254	35,553	11,507	40,836	203,266	793,608
1897	193,867	762,593	10,085	35,239	11,407	40,105	215,359	837,936
1898	206,265	798,726	10,671	36,106	12,753	44,559	229,689	879,391
1899	221,354	864,513	10,624	37,290	13,399	48,534	245,377	950,337
1900	239,565	951,860	10,342	36,014	15,271	59,304	265,178	1,047,179
1901	255,344	1,002,057	11,082	40,022	16,688	63,800	283,114	1,105,879
1902	258,110	1,014,724	11,732	41,371	16,527	62,160	286,369	1,118,254
1903	273,535	1,108,067	13,035	49,181	17,777	68,340	304,347	1,225,589
1904	281,655	1,148,226	11,567	45,793	19,277	71,824	312,499	1,265,844
1905	287,394	1,189,386	10,338	47,649	19,669	72,438	317,401	1,309,473
1906	301,650	1,312,271	10,314	50,560	20,462	75,092	332,426	1,437,922
1907	305,424	1,389,800	10,315	55,032	21,697	77,118	337,436	1,521,951
1908	338,752	1,611,968	10,970	58,500	21,886	80,500	371,608	1,750,968
1909	383,283	1,841,030	11,783	61,290	23,592	82,410	418,658	1,984,730
1910	413,314	1,981,877	11,954	63,196	24,172	82,501	449,440	2,127,575
1911	444,169	2,262,366	11,866	65,074	27,561	97,532	483,596	2,424,973
1912	493,345	2,702,469	13,195	72,743	30,266	100,831	536,806	2,876,044
1913	516,536	2,821,624	12,693	70,084	31,450	110,487	560,679	3,002,194
1914	536,674	2,933,911	11,439	60,324	30,974	110,032	579,087	3,104,268

Table No. 2.

TABLE showing the Money-orders issued in New Zealand on Offices beyond the Dominion, and Money-orders issued at Offices beyond the Dominion on New Zealand, during the Years 1913 and 1914.

## ISSUED IN NEW ZEALAND.

Where payable.	1913.		1914.	
	Number.	Amount.	Number.	Amount.
		£		£
United Kingdom and Foreign Offices through United Kingdom	82,403	266,274	71,752	234,174
United States of America .. .. .	13,584	25,700	12,904	26,808
Austria .. .. .	2,546	38,418	1,769	34,135
Canada .. .. .	1,083	4,440	1,148	6,381
Ceylon .. .. .	222	1,060	216	1,163
Fiji .. .. .	196	1,255	227	1,507
France .. .. .	691	1,437	498	1,096
Germany .. .. .	1,074	3,352	633	1,941
Hong Kong .. .. .	382	1,416	346	1,314
India .. .. .	1,540	7,393	1,517	9,333
New South Wales .. .. .	34,495	91,986	32,369	90,849
Norway .. .. .	311	1,503	210	957
Queensland .. .. .	2,486	8,315	2,321	8,539
Samoa .. .. .	25	308	8	44
South Australia .. .. .	1,663	5,498	1,562	5,082
Straits Settlements .. .. .	32	124	37	156
Tasmania .. .. .	5,481	12,110	4,264	10,527
Tonga .. .. .	47	356	18	89
Union of South Africa .. .. .	566	2,618	525	2,340
Victoria .. .. .	23,525	57,080	20,594	51,889
Western Australia .. .. .	1,857	5,507	1,926	5,270
Totals .. .. .	174,209	536,150	154,844	493,594

## DRAWN ON NEW ZEALAND.

Where issued.	1913.		1914.	
	Number.	Amount.	Number.	Amount.
		£		£
United Kingdom and Foreign Offices through United Kingdom	9,692	54,199	8,833	46,024
United States of America .. .. .	2,295	10,934	2,113	9,608
Austria .. .. .	36	625	16	160
Canada .. .. .	1,108	4,212	1,238	8,702
Ceylon .. .. .	44	276	63	293
Fiji .. .. .	749	3,721	858	4,365
France .. .. .	112	364	77	150
Germany .. .. .	212	844	112	596
Hong Kong .. .. .	32	66	35	84
India .. .. .	179	734	207	847
New South Wales .. .. .	13,791	42,547	13,627	42,807
Norway .. .. .	17	116	27	355
Queensland .. .. .	2,300	8,166	2,216	7,451
Samoa .. .. .	329	3,002	261	3,431
South Australia .. .. .	1,365	4,639	1,115	3,637
Straits Settlements .. .. .	20	105	30	74
Tasmania .. .. .	2,186	8,284	2,258	7,790
Tonga .. .. .	743	8,803	510	5,456
Union of South Africa .. .. .	625	3,584	448	2,523
Victoria .. .. .	6,961	19,970	7,054	20,972
Western Australia .. .. .	1,347	5,380	1,245	5,032
Totals .. .. .	44,143	180,571	42,413	170,357

Table No. 3.

TABLE showing the Number and Value of Postal Notes sold from the 1st January, 1886—the date upon which they were first issued—to the 31st March, 1915.

Year.	Number of Postal Notes sold.												Total.	
	At 1s.	At 2s.	At 2s. 6d.	At 3s.	At 5s.	At 7s. 6d.	At 10s.	At 12s. 6d.	At 15s.	At 17s. 6d.	At £1.	At £5.*	Number.	Value.
Quarter ended Mar. 31, 1886	3,019	2,046	1,012	..	2,039	969	2,379	695	992	425	2,866	..	16,442	£ 6,910
1886-87 ..	16,605	12,283	6,647	..	11,566	5,729	13,103	4,090	5,187	2,375	14,961	..	92,546	37,659
1887-88 ..	22,467	17,167	9,162	..	15,553	7,671	17,487	5,278	6,940	2,952	17,578	..	122,255	47,729
1888-89 ..	27,428	21,900	11,912	..	19,741	9,477	21,149	6,618	8,243	3,633	19,778	..	149,879	56,842
1889-90 ..	32,754	25,387	14,478	..	23,550	10,894	24,011	7,809	9,386	4,158	22,596	..	175,023	65,484
1890-91 ..	35,915	28,559	16,092	..	25,204	12,229	25,906	7,969	10,172	4,366	23,503	..	189,915	69,722
1891-92 ..	42,416	33,722	19,383	..	29,550	14,019	30,132	9,058	11,611	4,953	25,839	..	220,683	79,326
1892-93 ..	48,612	38,849	22,038	..	33,012	16,072	32,747	9,904	12,330	5,369	28,969	..	247,902	87,857
1893-94 ..	56,761	44,706	25,461	..	37,771	18,096	37,687	11,016	13,800	6,790	33,935	..	285,389	101,002
1894-95 ..	62,306	49,846	28,975	..	43,829	20,423	43,167	11,864	15,567	7,020	36,601	..	319,368	112,308
1895-96 ..	68,454	56,185	32,801	..	49,204	22,802	47,787	13,601	17,191	7,406	38,390	..	349,627	123,368
1896-97 ..	74,534	62,056	35,322	..	54,219	24,871	51,963	14,365	18,102	7,904	32,179	1,090	376,796	129,012
1897-98 ..	81,958	69,981	38,617	..	60,843	26,968	55,748	15,463	19,477	8,193	32,696	673	409,866	134,378
1898-99 ..	86,529	72,710	41,991	..	64,386	28,448	59,631	16,202	19,990	8,539	33,491	1,192	431,449	139,957
1899-1900 ..	93,762	77,431	44,384	..	70,416	30,680	63,787	16,957	21,393	8,539	33,491	607	461,447	147,686
1900-1901 ..	85,478	68,068	52,691	14,702	80,630	24,497	71,001	13,304	23,875	6,799	35,067	560	490,506	154,436
1901-1902 ..	49,529	30,255	70,683	65,467	109,663	..	92,708	..	32,128	..	43,042	556	556,316	173,317
1902-1903 ..	54,268	33,409	76,613	75,700	119,593	..	102,641	..	34,508	..	48,852	558	616,264	191,905
1903-1904 ..	61,379	37,514	85,909	89,276	134,270	..	114,755	..	38,030	..	58,629	656	707,044	220,070
1904-1905 ..	65,484	40,263	96,228	99,739	154,281	..	130,430	..	42,317	..	69,206	683	785,347	250,123
1905-1906 ..	74,389	45,358	108,493	114,411	167,430	..	143,216	..	46,228	..	76,508	788	875,324	276,279
1906-1907 ..	82,417	54,375	120,321	128,384	187,083	..	159,045	..	51,559	..	91,193	954	981,642	314,053
1907-1908 ..	89,906	58,202	136,392	143,854	205,500	..	171,951	..	57,637	..	104,714	423	1,092,631	347,300
1908-1909 ..	97,285	59,484	162,588	146,148	227,471	..	188,677	..	62,916	..	123,786	..	1,222,280	389,143
1909-1910 ..	113,825	67,406	181,791	153,925	261,045	..	214,453	..	70,967	..	143,611	..	1,414,752	447,619
1910-1911 ..	130,645	79,792	211,298	201,569	301,707	..	242,854	..	82,253	..	171,900	..	1,666,959	524,943
1911-1912 ..	141,504	85,130	263,829	215,984	337,338	..	261,600	..	88,693	..	190,323	..	1,821,566	574,980
1912-1913 ..	154,201	92,842	279,311	220,109	367,912	..	283,206	..	95,535	..	213,133	..	1,970,643	636,473
1913-1914 ..	172,400	103,753	298,669	256,231	418,712	..	312,870	..	106,560	..	245,230	..	2,238,842	721,743
1914-1915 ..	182,733	107,483	346,011	263,522	444,427	..	325,071	..	107,506	..	229,640	..	2,314,327	725,118

\* Issued only from 17th June, 1895, to 31st October, 1907.

Table No. 4.

TABLE showing the Number and Amount of Transactions at the Money-order and Savings-bank Offices of New Zealand during the Year 1914.

Postal District.	Money-orders.				Savings-banks.				Withdrawals.		
	Issued.		Paid.		Number of New Accounts opened.	Deposits.		Number of Accounts closed.	Number.	Amount.	
	Number.	Commission.	Amount.	Number.		Amount.					
Auckland	179,318	£ 4,515	£ 839,398	174,755	886,771	17,401	177,746	2,481,802	11,565	146,198	£ 2,238,808
Blenheim	9,688	193	44,886	5,101	42,272	1,082	10,443	164,948	722	7,250	143,126
Christchurch	62,082	1,586	309,163	63,830	368,410	9,492	134,845	1,822,796	6,327	107,282	1,637,018
Dunedin	59,572	1,298	253,985	62,992	315,395	6,621	96,889	1,295,879	4,995	69,536	1,181,566
Gisborne	17,403	447	94,879	6,861	42,864	2,446	23,685	313,874	1,913	18,458	281,911
Greymouth	18,301	416	86,517	8,425	45,875	1,318	13,302	168,975	1,037	8,194	147,721
Hokitika	3,960	78	17,471	2,597	11,948	311	2,524	44,173	249	1,761	40,144
Invercargill	29,656	603	122,734	19,316	86,202	2,815	28,692	428,018	2,104	21,856	427,968
Napier	37,572	856	214,541	23,427	154,649	4,802	47,241	655,676	3,060	31,210	561,611
Nelson	16,784	369	82,030	13,259	76,815	1,524	15,937	243,118	1,050	11,374	220,884
New Plymouth	18,007	394	91,492	11,566	77,558	2,112	20,217	307,733	1,555	13,428	286,417
Oamaru	9,893	175	78,815	4,072	22,729	960	9,286	179,761	690	6,624	157,168
Thames	30,086	589	140,015	13,046	68,126	2,427	20,777	291,083	1,807	14,039	269,297
Timaru	17,963	372	143,725	10,681	52,758	2,411	23,753	415,740	1,660	17,498	330,009
Wanganui	51,081	1,013	260,957	28,954	142,682	5,230	49,604	655,710	3,623	34,389	583,682
Wellington	115,563	3,107	579,398	123,887	675,504	16,656	200,200	2,322,821	10,669	143,202	1,984,206
Westport	14,589	325	67,499	5,084	29,941	911	9,264	112,215	825	5,323	111,483
Grand totals..	691,518	16,336	3,427,505	577,853	3,100,499	78,519	884,405	11,904,322	53,851	657,622	10,603,019

Table No. 5.

STATEMENT showing the Number of British Postal Orders of each Denomination sold and paid in the Dominion of New Zealand during the Financial Years 1913-14 and 1914-15.

Denomination.	Sold.		Paid.	
	1913-14.	1914-15.	1913-14.	1914-15.
s. d.				
0 6	2,878	2,367	274	482
1 0	7,131	6,136	1,148	1,204
1 6	3,278	2,596	344	412
2 0	5,649	5,085	991	1,081
2 6	6,287	5,997	1,696	1,863
3 0	7,095	4,429	623	592
3 6	1,647	1,413	259	293
4 0	2,778	2,655	356	420
4 6	1,403	1,117	140	180
5 0	15,287	15,068	2,632	3,477
*5 6	..	..	56	89
*6 0	..	..	251	199
*6 6	..	..	69	63
*7 0	..	..	112	136
7 6	3,018	2,957	245	232
*8 0	..	..	97	117
*8 6	..	..	46	46
*9 0	..	..	81	66
*9 6	..	..	47	71
10 0	17,851	17,619	3,335	3,110
*10 6	..	..	137	123
*11 0	..	..	83	64
*11 6	..	..	33	24
*12 0	..	..	183	125
12 6	1,592	1,338	183	162
*13 0	..	..	62	52
*13 6	..	..	34	25
*14 0	..	..	91	83
*14 6	..	..	33	31
15 0	4,747	3,988	912	781
*15 6	..	..	22	42
*16 0	..	..	41	56
*16 6	..	..	28	34
*17 0	..	..	28	30
17 6	891	810	47	73
*18 0	..	..	57	72
*18 6	..	..	19	46
*19 0	..	..	47	67
*19 6	..	..	44	96
20 0	36,947	37,050	11,555	9,654
*21 0	..	..	554	634
Number ..	118,479	110,625	26,995	26,417
Value ..	£61,450	£59,771	£16,956	£15,298

\* British Postal Orders of these denominations were withdrawn from issue at all offices in the Dominion on the 1st September, 1910.



Table No. 6.—POST OFFICE SAVINGS-BANKS.—GENERAL STATEMENT.

TABLE showing the Business of the Post Office Savings-banks in the various Postal Districts in New Zealand during the Year ended the 31st December, 1914.

Postal Districts.	Number of Post Office Savings-banks Open at the Close of the Year.	Number of Deposits received during the Year.	Total Amount of Deposits received during the Year.	Average Amount of each Deposit received during the Year.	Number of Withdrawals during the Year.	Total Amount of Withdrawals during the Year.	Average Amount of each Withdrawal during the Year.	Excess of Deposits over Withdrawals during the Year.	Excess of Withdrawals over Deposits during the Year.	Cost of Management during the Year.	Average Cost of each Transaction, Deposit or Withdrawal.	Interest for the Year.	Number of Accounts opened during the Year.	Number of Accounts closed during the Year.	Number of Accounts remaining Open at Close of the Year.	Total Amount standing to the Credit of all Open Accounts, inclusive of Interest to the Close of the Year.	Average Amount standing to the Credit of each Open Account at the Close of the Year.
		£ s. d.	£ s. d.	£ s. d.	£ s. d.	£ s. d.	£ s. d.	£ s. d.	£ s. d.	£	d.	£ s. d.				£ s. d.	£ s. d.
Auckland	221	177,746	2,481,801 12 3	13 19 3	146,198	2,238,807 14 9	15 6 3	242,993 17 6	..	..	..	112,849 1 5	17,401	11,565	89,200	3,502,539 12 9	39 5 3
Blenheim	16	10,443	164,948 3 0	15 15 10	7,250	143,126 7 6	19 14 10	21,821 15 6	..	..	..	9,036 10 0	1,082	722	7,346	281,617 6 10	38 6 9
Christchurch	70	134,845	1,822,795 19 2	13 10 4	107,282	1,637,017 19 3	15 5 2	185,777 19 11	..	..	..	96,309 9 5	9,492	6,327	77,101	2,973,111 6 11	38 11 3
Dunedin	66	96,889	1,295,879 9 0	13 7 6	69,536	1,181,565 16 7	16 19 10	114,313 12 5	..	..	..	82,145 12 2	6,621	4,995	54,749	2,504,995 7 4	45 15 1
Gisborne	21	23,685	313,873 18 7	13 5 0	18,458	281,911 2 10	15 5 6	31,962 15 9	..	..	..	13,016 15 0	2,446	1,913	12,244	406,963 5 4	33 4 8
Greymouth	18	13,302	168,975 9 2	12 14 0	8,194	147,720 12 1	18 0 7	21,254 17 1	..	..	..	12,587 17 0	1,318	1,037	8,290	385,927 9 9	46 11 1
Hokitika	8	2,524	44,172 15 4	17 10 0	1,761	40,143 11 11	22 15 11	4,029 3 5	..	..	..	3,718 14 8	311	249	2,382	110,558 3 4	46 8 3
Invercargill	31	28,692	428,017 14 6	14 18 4	21,856	427,967 14 3	19 11 7	50 0 3	..	..	..	28,666 8 5	2,815	2,104	20,037	847,538 19 5	42 6 0
Napier ..	43	47,241	655,676 1 0	13 17 7	31,210	561,611 1 4	17 19 11	94,064 19 8	..	..	..	30,384 19 10	4,802	3,060	25,259	963,987 8 9	38 3 3
Nelson ..	26	15,937	243,117 12 6	15 5 1	11,374	220,883 13 1	19 8 5	22,233 19 5	..	..	..	14,740 19 5	1,524	1,050	11,840	449,103 10 9	37 18 7
New Plymouth	18	20,217	307,733 0 8	15 4 5	13,428	286,416 14 10	21 6 7	21,316 5 10	..	..	..	15,751 1 6	2,112	1,555	12,099	474,320 8 7	39 4 1
Oamaru	11	9,286	179,761 5 3	19 7 2	6,624	157,168 8 4	23 14 7	22,592 16 11	..	..	..	10,425 14 8	960	690	6,014	320,708 12 6	53 6 6
Thames	30	20,777	291,083 5 6	14 0 2	14,039	269,297 7 2	19 3 8	21,785 18 4	..	..	..	16,262 12 5	2,427	1,807	14,060	492,324 16 8	35 0 4
Timaru ..	16	23,753	415,740 2 9	17 10 1	17,498	330,009 6 10	18 17 2	85,730 15 11	..	..	..	21,437 5 5	2,411	1,660	14,572	677,058 9 5	46 9 3
Wanganui	55	49,604	655,710 8 3	13 4 5	34,389	583,681 18 7	16 19 6	72,028 9 8	..	..	..	29,421 18 11	5,230	3,623	26,467	915,396 3 3	34 11 9
Wellington	98	200,200	2,322,820 14 6	11 12 1	143,202	1,984,206 5 9	13 17 1	338,614 8 9	..	..	..	111,529 12 3	16,656	10,669	96,282	3,523,414 3 4	36 11 11
Westport	18	9,264	112,215 8 3	12 2 3	5,323	111,482 11 2	20 18 10	732 17 1	..	..	..	7,025 16 10	911	825	5,320	218,823 14 2	41 2 8
Totals for 1914	766	884,405	11,904,322 19 8	13 9 2	657,622	10,603,018 6 3	16 2 61,304 13 5	..	..	30,000	4 67	615,310 9 4	78,519	53,551	483,262	12,048,028 19 1	39 8 4

Table No. 6a.—POST OFFICE SAVINGS-BANKS.—GENERAL STATEMENT.

TABLE showing the Business of the Post Office Savings-banks in New Zealand, Year by Year, from the Date they were established, in February, 1867, to the 31st December, 1914.

Year	Number of Post Office Savings-banks Open at the Close of the Year.	Number of Deposits received during the Year.	Total Amount of Deposits received during the Year.	Average Amount of each Deposit during the Year.	Number of Withdrawals during the Year.	Total Amount of Withdrawals during the Year.	Average Amount of each Withdrawal during the Year.	Excess of Deposits over Withdrawals during the Year.	Excess of Withdrawals over Deposits during the Year.	Cost of Management during the Year.	Average Cost of each Transaction, Deposit or Withdrawal.	Interest for the Year.	Number of Accounts opened during the Year.	Number of Accounts closed during the Year.	Number of Accounts remaining Open at Close of the Year.	Total Amount standing to Credit of all Open Accounts, inclusive of Interest to the Close of the Year.	Average Amount standing to the Credit of each Open Account at the Close of the Year.	
£	s.	d.	£	£	£	£	£	£	£	£	s.	£	s.	s.	£	£	s.	
Totals for 1914	766	884,405	11,904,322	13 9	657,622	10,603,018	16 3	61,301,304	13 5	30,000	0 4 67	615,310	7 4	78,519	33,851	483,262	19,048,028	1 39 8
1913	747	907,876	11,286,702	15 12	634,801	11,041,454	10 17	245,247	18 7	30,000	0 4 67	555,908	7 4	81,266	54,865	458,594	17,131,413	1 37 7
1912	724	877,886	11,725,182	16 5	589,388	11,449,711	3 7	275,471	12 10	29,000	0 4 74	511,598	8 8	85,529	58,896	432,199	16,330,257	8 37 15
1911	687	823,831	11,027,367	16 3	546,022	10,602,045	2 19	965,321	19 1	28,000	0 5 21	472,874	5 0	85,912	60,931	405,566	15,543,186	6 38 6
1910	647	768,824	10,708,938	16 10	520,413	9,695,514	16 18	1,013,424	9 9	28,000	0 5 21	424,668	18 5	78,566	57,931	380,585	14,104,989	2 37 1
1909	619	704,501	9,611,119	11 3	484,672	9,417,820	10 3	1,111,799	14 11	27,000	0 5 20	395,804	4 5	77,400	59,763	359,714	12,666,897	5 35 4
1908	593	726,101	9,674,075	4 0	484,672	9,417,820	10 3	256,254	13 9	27,000	0 5 44	379,808	6 7	80,133	57,829	342,077	12,159,293	11 35 10
1907	563	650,990	9,351,663	7 14	433,796	8,125,123	0 18	1,226,540	19 7	19,000	0 4 20	343,424	7 2	74,671	53,644	319,773	11,523,230	17 30 0
1906	541	593,764	7,907,154	12 5	386,536	6,907,103	17 7	1,000,050	14 10	17,000	0 4 16	291,191	19 1	70,206	47,526	298,746	9,953,265	11 33 6
1905	520	509,112	6,625,744	0 10	346,022	5,984,184	12 2	641,559	8 8	16,500	0 4 16	259,081	7 6	60,015	43,113	276,066	8,662,022	17 31 7
1904	510	469,799	5,836,540	0 12	323,609	5,664,770	3 9	1,717,969	16 3	16,000	0 4 84	200,930	7 1	57,769	42,280	259,164	7,761,382	0 11 29
1903	493	444,510	5,661,592	15 2	272,079	3,827,416	7 3	317,012	8 0	15,000	0 4 83	187,130	2 8	57,047	40,837	243,675	7,388,681	18 7 30
1902	481	411,215	5,069,619	6 2	273,454	4,708,771	11 2	360,847	15 0	14,000	0 4 90	172,926	1 7	53,587	38,358	227,465	6,883,787	5 9 30
1901	466	380,808	4,611,456	6 1	247,854	4,230,193	6 2	381,262	19 11	11,500	0 4 39	159,198	4 0	50,046	35,018	212,436	6,350,013	9 2 29
1900	445	347,056	4,170,428	15 3	227,079	3,827,416	7 3	227,681	10 2	10,500	0 4 39	146,169	2 5	46,086	31,724	197,408	5,809,552	3 2 29
1899	427	313,783	3,644,980	9 10	206,940	3,417,298	19 8	227,681	10 2	9,500	0 4 38	134,917	19 3	41,362	28,284	183,046	5,320,370	14 10 25
1898	409	281,749	3,279,611	7 5	196,764	3,194,893	16 7	84,717	10 10	8,500	0 4 26	128,128	16 6	37,265	26,628	169,968	4,957,771	5 29 3
1897	388	267,615	3,187,219	2 4	179,555	2,891,109	5 8	296,049	16 11	7,000	0 4 29	137,240	8 3	36,394	24,821	159,313	4,744,924	18 1 29
1896	371	242,283	2,881,152	16 3	167,248	2,591,558	19 4	289,593	16 11	7,000	0 4 10	126,497	16 3	32,982	22,907	147,758	4,311,634	18 5 29
1895	357	217,393	2,794,506	16 0	159,904	2,369,333	6 7	146,170	10 4	7,000	0 4 45	129,489	19 6	30,261	22,001	137,683	3,895,543	0 3 28
1894	348	204,545	2,252,862	6 11	152,136	2,122,521	16 8	150,407	10 5	6,500	0 4 37	114,643	4 11	28,669	21,930	129,423	3,340,879	11 4 25
1893	327	202,276	2,386,089	10 7	136,739	2,122,521	16 8	150,407	10 5	6,500	0 4 37	114,643	4 11	28,669	21,930	129,423	3,340,879	11 4 25
1892	318	186,945	1,878,270	6 4	120,628	1,821,348	18 1	157,276	6 1	5,500	0 4 29	111,301	13 1	26,232	18,171	112,528	2,863,670	12 10 25
1891	311	176,971	1,842,987	15 2	111,603	1,693,315	9 1	149,472	5 11	5,000	0 4 16	104,098	17 0	25,131	17,872	104,098	2,695,447	11 6 25
1890	296	162,938	1,658,543	3 5	106,868	1,500,437	9 5	149,472	5 11	5,000	0 4 16	93,319	6 2	23,719	17,256	97,267	2,441,876	8 7 25
1889	294	153,920	1,515,281	11 3	99,185	1,457,081	5 0	149,472	5 11	4,000	0 3 79	84,809	17 1	21,778	15,521	90,745	2,191,451	14 1 24
1888	283	145,355	1,544,747	7 11	96,204	1,387,471	10 14	58,200	6 3	4,000	0 3 97	78,086	6 0	20,368	15,515	79,724	2,048,441	10 9 22
1887	280	136,197	1,312,151	1 5	89,962	1,182,409	7 6	58,200	6 3	4,000	0 4 24	67,363	15 3	20,368	15,515	79,724	1,813,084	18 8 22
1886	271	137,980	1,248,495	6 11	89,182	1,316,287	6 4	157,276	6 1	4,000	0 4 23	65,825	9 6	21,671	16,757	74,871	1,615,979	9 6 21
1885	256	131,373	1,341,001	3 2	84,824	1,264,305	8 3	149,472	5 11	4,000	0 4 23	62,228	3 11	20,661	16,421	69,957	1,638,035	19 5 23
1884	243	129,279	1,227,909	11 4	80,800	1,195,931	0 11	149,472	5 11	4,000	0 4 57	57,381	13 7	20,228	16,447	65,171	1,499,112	0 7 22
1883	222	127,609	1,178,474	4 1	78,495	1,295,719	18 3	149,472	5 11	4,000	0 4 66	56,046	17 3	20,386	15,967	61,936	1,409,751	16 7 22
1882	207	129,934	1,325,852	2 11	69,308	1,142,599	0 16	149,472	5 11	4,000	0 4 52	42,204	19 4	16,137	12,217	38,667	1,232,787	16 9 24
1881	190	125,855	1,169,012	2 7	60,137	902,195	1 8	183,253	2 10	4,000	0 4 82	54,909	13 11	14,505	11,008	57,517	1,470,930	13 6 25
1880	178	81,660	864,441	18 10	57,446	780,504	13 4	149,472	5 11	3,500	0 6 04	32,822	12 4	15,401	12,786	32,132	903,765	16 10 23
1879	165	71,865	812,309	11 11	54,608	876,180	19 3	149,472	5 11	3,000	0 5 33	31,604	12 9	13,005	9,934	32,132	787,005	10 2 23
1878	147	69,908	762,084	12 0	42,746	742,053	14 3	20,030	17 9	3,000	0 5 69	31,715	18 2	15,401	12,786	32,132	819,071	8 2 25
1877	138	66,953	681,294	13 2	39,363	667,023	7 5	149,472	5 11	2,500	0 5 98	29,193	14 6	11,235	8,591	28,761	767,375	17 8 26
1876	124	57,295	664,134	12 6	39,486	666,281	7 4	149,472	5 11	2,500	0 6 20	28,762	4 7	11,235	8,591	28,761	723,910	17 5 27
1875	119	56,129	657,653	4 0	36,977	729,759	17 9	149,472	5 11	2,500	0 6 44	28,565	3 5	11,273	8,681	24,334	727,295	7 8 29
1874	103	52,627	699,249	14 3	29,778	620,155	9 20	149,472	5 11	2,200	0 6 55	26,935	6 8	10,346	5,736	21,742	770,836	18 0 35
1873	97	39,223	580,542	5 3	21,268	425,908	3 5	154,634	2 0	1,800	0 7 14	20,166	16 10	7,382	3,816	17,132	664,807	10 35 9
1872	92	31,681	430,877	0 13	17,254	313,176	7 11	117,700	12 1	1,556	0 7 63	14,711	0 5	6,205	3,188	13,566	490,066	7 0 36
1871	81	24,642	312,338	18 4	14,773	261,349	16 3	90,991	2 1	1,351	0 8 23	11,291	10 1	4,615	2,383	10,549	357,654	14 6 35
1870	70	20,489	264,358	5 7	11,934	209,507	13 9	54,818	12 5	1,264	0 9 36	9,242	3 11	4,304	2,277	8,317	295,372	1 7 33
1869	59	17,133	240,808	5 0	9,202	180,518	4 10	60,380	1 8	1,186	0 10 77	7,412	8 0	3,839	1,801	6,290	231,311	5 3 36
1868	55	13,014	194,535	11 6	6,36	107,994	17 3	87,440	14 3	789	0 9 77	4,880	7 3	3,282	1,186	4,252	163,518	15 7 38
Totals from 1st Feb. to 31st Dec., 1867	46	6,977	96,372	7 10	1,91	26,415	18 9	69,956	9 1	822	1 10 18	1,241	5 0	2,520	364	2,156	71,197	14 1 33



Table No. 7—continued.  
BALANCE-SHEET OF THE NEW ZEALAND POST OFFICE ACCOUNT FOR THE YEAR ENDED 31st DECEMBER, 1914—continued.

	Balances on 1st January, 1914.			Transactions.			Balances on 31st December, 1914.				
	Cr.		Dr.	Cr.		Dr.	Cr.		Dr.		
	£	s.	d.	£	s.	d.	£	s.	d.		
<b>GENERAL ACCOUNTS—continued.</b>											
Accrued interest on investments			184,521	12	7	193,311	1	1	193,311	1	1
Miscellaneous receipts (General)	5,999	13	11			17,579	6	8	8,934	6	2
Foreign postage	10,478	2	6½			26,424	0	6	7,607	11	11
Foreign Mail Settlement Account						19,656	6	0			
Miscellaneous expenses	9,878	1	7			1,988,751	18	6	4,993	19	2
Discount-stamps	1,994	1	0			884	0	0	2,090	11	0
<b>FOR OTHER DEPARTMENTS:—</b>											
Advances to Settlers	19,330	6	0			2,145,826	9	3	35,627	16	5
Arms Act licenses	4	0	0			157	0	0	2	0	0
Audit fees						0	16	8			
Beer-duty stamps	2,750	17	0			10,446	1	0	2,909	2	11
Clerks of Court	12	11	0			140	7	6	0	10	0
County Clerks						81	14	11			
Customs dues (H.M.C.)	1	2	6			1,565	2	2	112	3	9
Customs duty (parcels)	8,856	10	0			76,726	10	1	4,665	10	9
Electoral receipts						26	5	0	2	6	0
Factories Act						34	16	0	31	10	0
Fishing licenses	72	7	6			1,433	5	0	1,425	13	6
Game licenses						3,484	9	0	3,484	9	0
Goldfields revenue						96	15	8	100	1	8
Government Insurance	7,916	15	3			224,696	7	9	9,505	18	3
Government Printer	0	7	0			6	8	6	0	3	0
Imperial pensions	977	9	2			30,001	2	0	3,072	3	6
Income-tax	282	12	4			333,299	10	5	3,862	2	9
Land-tax	35,939	1	7			609,776	8	4	129,115	9	11
Licensing Act						20	0	0			
Machinery	535	12	6			10,812	5	0	1,200	7	6
Marine Department receipts	22	7	6			246	18	3	17	3	4
Mining Act	371	5	0			241	0	0	371	10	0
National Provident Fund receipts	245	6	1			14,978	4	2	850	3	3
Old-age pensions	15,762	18	6			455,400	0	0	18,807	4	9
"    (Miscellaneous)						2	1	11			
Military pensions	1,688	12	0			46,450	0	0	2,174	7	6
Public Trust	33,387	16	11			974,612	6	10	34,556	3	6
Public Service Superannuation Account						131,417	11	7	2,859	4	11
Registration of births, &c.	229	15	0			3,380	17	0	346	15	0
Rents	8	10	8			283	0	7	70	1	8
Sanatorium, Hammer Springs	224	11	10			1,888	15	4	189	14	2
Stock Department						1	10	0	0	5	0
Valuation revenue	23	3	6			6,253	17	5	41	5	0
Miscellaneous revenue						112	10	8	101	0	2
Widows' pensions	1,327	12	6			30,730	0	0	1,698	17	11
Commissioner of Stamps (death duties)						1,473	7	8			
Land revenue						20	11	9	0	3	0
Suspense Account	2	1	0						2	1	0
Profit and loss	301,248	14	3			824,891	5	9	294,741	10	6
<b>Totals</b>	<b>18,167,794</b>	<b>15</b>	<b>5½</b>			<b>18,167,794</b>	<b>15</b>	<b>5½</b>	<b>63,684,889</b>	<b>2</b>	<b>8</b>
									<b>20,181,201</b>	<b>5</b>	<b>10</b>
									<b>20,181,201</b>	<b>5</b>	<b>10</b>

Table No. 8.

SECURITIES, ETC., STANDING IN THE NAME OF THE POSTMASTER-GENERAL ON ACCOUNT OF THE  
POST OFFICE SAVINGS-BANK FUND ON THE 31ST DECEMBER, 1914.

Description of Securities.	Nominal Value.			Cost-price.			Accrued Interest on 31st December, 1914.		
	£	s.	d.	£	s.	d.	£	s.	d.
The Aid to Public Works and Land Settlement Act 1900 Debentures, 4 per cent.	200	0	0	200	0	0	1	6	3
The Aid to Public Works and Land Settlement Act 1900 Debentures, 4 per cent.	500	0	0	500	0	0	5	9	
The Aid to Public Works and Land Settlement Act 1900 Debentures, 3½ per cent.	56,500	0	0	56,500	0	0	325	1	4
The Aid to Public Works and Land Settlement Act 1901 Debentures, 3½ per cent.	32,600	0	0	32,600	0	0	570	10	0
The Aid to Public Works and Land Settlement Act 1901 Debentures, 3½ per cent.	2,500	0	0	2,500	0	0	7	3	10
The Aid to Public Works and Land Settlement Act 1901 Debentures, 3½ per cent.	8,100	0	0	8,100	0	0	24	19	3
The Aid to Public Works and Land Settlement Act 1901 Debentures, 4 per cent.	300	0	0	300	0	0	6	0	0
The Aid to Public Works and Land Settlement Act 1902 Debentures, 3½ per cent.	128,000	0	0	128,000	0	0	394	10	4
The Aid to Public Works and Land Settlement Act 1903 Debentures, 4 per cent.	1,250	0	0	1,250	0	0	25	0	0
The Aid to Public Works and Land Settlement Act 1903 Debentures, 4 per cent.	170,100	0	0	170,100	0	0	2,833	8	9
The Aid to Public Works and Land Settlement Act 1903 Debentures, 3½ per cent.	61,525	0	0	61,525	0	0	1,076	13	9
The Aid to Public Works and Land Settlement Act 1906 Debentures, 3½ per cent.	500,000	0	0	500,000	0	0	8,750	0	0
The Aid to Public Works and Land Settlement Act 1906 Debentures, 3½ per cent.	61,750	0	0	61,750	0	0	1,080	12	6
The Aid to Public Works and Land Settlement Act 1906 Debentures, 3½ per cent.	8,650	0	0	8,650	0	0	162	3	9
The Aid to Public Works and Land Settlement Act 1907 Debentures, 3½ per cent.	200,000	0	0	200,000	0	0	3,500	0	0
The Aid to Public Works and Land Settlement Act 1908 Debentures, 3½ per cent.	50,000	0	0	50,000	0	0	436	6	0
The Aid to Public Works and Land Settlement Act 1911 Debentures, 3½ per cent.	50,000	0	0	50,000	0	0	154	2	2
The Aid to Public Works and Land Settlement Act 1911 Debentures, 3½ per cent.	49,000	0	0	49,000	0	0	918	15	0
The Aid to Public Works and Land Settlement Act 1912 Debentures, 3½ per cent.	175,300	0	0	175,300	0	0	1,386	15	9
The Aid to Public Works and Land Settlement Act 1914 Debentures 4 per cent.	525,000	0	0	525,000	0	0	2,054	15	7
The Aid to Water-power Works Act 1910 Debentures, 3½ per cent.	50,000	0	0	50,000	0	0	308	4	4
The Aid to Water-power Works Act 1910 Debentures, 4 per cent.	185,000	0	0	185,000	0	0	1,204	7	8
The Appropriation Act 1912 Debentures, 4 per cent. . . . .	10,000	0	0	10,000	0	0	61	12	10
Canadian Stock, 3 per cent. . . . .	5,000	0	0	4,800	0	0	75	0	0
Canadian Stock, 2½ per cent. . . . .	12,666	15	11	10,133	8	9	78	19	0
Cape of Good Hope Consolidated Stock, 3½ per cent. . . . .	200	0	0	186	1	3	3	10	0
The Coal-mines Act 1908 Debentures, 3½ per cent. . . . .	40,000	0	0	40,000	0	0	349	0	9
The Coal-mines Act 1908 Debentures, 3½ per cent. . . . .	135,000	0	0	135,000	0	0	1,262	3	1
The Consolidated Loan Act 1867 Debentures, 3½ per cent. . . . .	13,000	0	0	13,000	0	0	102	16	10
The Consolidated Stock Act 1884 Debentures, 3½ per cent. . . . .	194,200	0	0	194,200	0	0	3,032	14	1
The Consolidated Stock Act 1884 Debentures, 3½ per cent. . . . .	283,500	0	0	283,500	0	0	3,289	7	4
The Consolidated Stock Act 1884 Debentures, 3½ per cent. . . . .	165,000	0	0	165,000	0	0	1,914	8	11
The Defence and other Purposes Loan Act 1870 Debentures, 3½ per cent.	75,000	0	0	75,000	0	0	593	6	5
The Defence and other Purposes Loan Act 1870 Debentures, 3½ per cent.	8,100	0	0	8,100	0	0	141	15	0
The Ellesmere Lands Drainage Board Debentures, 4 per cent. . . . .	2,850	0	0	2,850	0	0	21	4	8
The General Purposes Loan Act 1873 Debentures, 4 per cent. . . . .	5,200	0	0	5,200	0	0	43	17	7
The Government Advances to Settlers Act 1906 Debentures, 3½ per cent.	105,000	0	0	105,000	0	0	302	1	1
The Government Advances to Settlers Act 1908 Debentures, 4 per cent.	12,900	0	0	12,964	10	0	258	0	0
The Government Advances to Settlers Extension Act 1901 Debentures, 3½ per cent.	80,000	0	0	80,000	0	0	230	2	9
The Government Advances to Workers Act 1906 Debentures, 3½ per cent.	25,000	0	0	25,000	0	0	71	18	4
The Government Railways Act 1908 Debentures, 3½ per cent. . . . .	85,000	0	0	85,000	0	0	..		
The Government Railways Act 1908 Debentures, 4 per cent. . . . .	10,000	0	0	10,000	0	0	..		
The Government Railways Act 1908 and Finance Act 1909 Debentures, 4 per cent.	100	0	0	100	0	0	1	13	3
The Government Railways Act 1908 and Finance Act 1909 Debentures, 3½ per cent.	50,000	0	0	50,000	0	0	..		
The Government Railways Amendment Act 1910 Debentures, 3½ per cent.	50,350	0	0	50,350	0	0	733	17	4
The Government Railways Amendment Act 1910 Debentures, 3½ per cent.	11,150	0	0	11,150	0	0	195	2	6
The Government Railways Amendment Act 1910 Debentures, 3½ per cent.	10,000	0	0	10,000	0	0	187	10	0
The Government Railways Amendment Act 1910 Debentures, 3½ per cent.	5,000	0	0	5,000	0	0	93	15	0

Table No. 8—continued.

SECURITIES, ETC., STANDING IN THE NAME OF THE POSTMASTER-GENERAL ON ACCOUNT OF THE  
POST OFFICE SAVINGS-BANK FUND ON THE 31ST DECEMBER, 1914—continued.

Description of Securities.	Nominal Value.		Cost-price.		Accrued Interest on 31st December, 1914.	
	£	s. d.	£	s. d.	£	s. d.
The Government Railways Amendment Act 1910 Debentures, 4 per cent.	45,000	0 0	45,000	0 0	900	0 0
Grey-mouth Harbour Board Debentures, 4 per cent. . . . .	260,000	0 0	260,000	0 0	5,200	0 0
Hamilton Borough Debentures, 4½ per cent. . . . .	3,000	0 0	3,000	0 0	56	4 4
The Hauraki Plains Amendment Act, 1913, Debentures, 4 per cent.	10,000	0 0	10,000	0 0	167	13 5
The Hutt Railway and Road Improvement Acts 1903 and 1905 Debentures, 3½ per cent.	100,000	0 0	100,000	0 0	575	6 9
The Hutt Railway and Road Improvement Act 1905 Debentures, 3½ per cent.	50,000	0 0	50,000	0 0	287	13 5
The Hutt Railway and Road Improvement Act 1907 Debentures, 4 per cent.	10,000	0 0	10,000	0 0	65	15 1
The Hutt Railway and Road Improvement Act 1907 Debentures, 3½ per cent.	67,000	0 0	67,000	0 0	385	9 6
The Hutt Railway and Road Improvement Act 1907 Debentures, 3½ per cent.	27,590	0 0	27,590	0 0	402	2 8
The Hutt Railway and Road Improvement Act 1910 Debentures, 3½ per cent.	15,000	0 0	15,000	0 0	218	12 7
The Hutt Railway and Road Improvement Act 1910 Debentures, 4 per cent.	2,000	0 0	2,000	0 0	13	3 0
The Immigration and Public Works Loan Act 1870 Debentures, 3½ per cent.	20,900	0 0	20,900	0 0	165	6 9
India Stock, 3½ per cent. . . . .	216	14 5	213	18 9	1	17 11
India Stock, 3 per cent. . . . .	52	13 9	45	15 0	0	7 10
Inscribed Stock, 3½ per cent. . . . .	618,000	0 0	618,000	0 0	10,815	0 0
Inscribed Stock, 5 per cent. . . . .	2,260,495	11 1	2,244,582	18 0	16,907	4 3
Irish Land Stock, 2½ per cent. . . . .	100	0 0	89	15 0	2	6 6
The Irrigation and Water-supply Act 1913 Debentures, 4 per cent.	50,000	0 0	50,000	0 0	404	7 8
The Kauri Gum Industry Amendment Act 1914 Debentures, 4 per cent.	9,000	0 0	9,000	0 0	33	10 8
The Land for Settlements Act 1908 Debentures, 4 per cent. . .	300	0 0	300	0 0	6	0 0
The Land for Settlements Act 1908 Debentures, 4 per cent. . .	400	0 0	400	0 0	6	13 3
The Land for Settlements Act 1908 Debentures, 3½ per cent. . .	76,150	0 0	76,150	0 0	1,332	12 6
The Land for Settlements Act 1908 Debentures, 3½ per cent. . .	62,000	0 0	62,000	0 0	541	0 3
The Land for Settlements Act 1908 Debentures, 3½ per cent. . .	27,000	0 0	27,000	0 0	155	6 10
The Land for Settlements Act 1908 and New Zealand State-guaranteed Advances Amendment Act 1910 Debentures, 3½ per cent.	44,925	0 0	44,925	0 0	786	3 9
The Land for Settlements Consolidation Act 1900 Debentures, 4 per cent.	5,400	0 0	5,400	0 0	108	0 0
The Land for Settlements Consolidation Act 1900 Debentures, 4 per cent.	2,400	0 0	2,400	0 0	39	19 6
The Land for Settlements Consolidation Act 1900 Debentures, 4 per cent.	20,000	0 0	20,000	0 0	199	9 0
The Land for Settlements Consolidation Act 1900 Debentures, 3½ per cent.	10,650	0 0	10,650	0 0	155	4 6
The Land for Settlements Consolidation Act 1900 Debentures, 3½ per cent.	5,000	0 0	5,000	0 0	87	10 0
The Lands Improvement and Native Lands Acquisition Act 1894 Debentures, 3½ per cent.	339,000	0 0	339,000	0 0	2,990	12 3
The Local Laws Amendment Act 1913 Debentures, 4 per cent.	108,000	0 0	108,000	0 0	847	9 0
The Local Bodies' Loans Act 1901 Debentures, 3½ per cent. . .	100,000	0 0	100,000	0 0	1,160	5 5
The Local Bodies' Loans Act 1908 Debentures, 3½ per cent. . .	785,000	0 0	785,000	0 0	9,108	2 6
The Local Bodies' Loans Act 1908 Debentures, 3½ per cent. . .	150,000	0 0	150,000	0 0	1,740	8 1
The Local Bodies' Loans Act 1908 Debentures, 3½ per cent. . .	786,000	0 0	786,000	0 0	9,119	14 7
The Local Bodies' Loans Act 1908 Debentures, 3½ per cent. . .	50,000	0 0	50,000	0 0	143	16 8
The Local Bodies' Loans Act 1908 Debentures, 4 per cent. . .	231,500	0 0	231,500	0 0	3,069	15 0
The Maori Land Settlement Act 1905 Debentures, 3½ per cent.	25,650	0 0	25,650	0 0	448	17 6
The Maori Land Settlement Act Amendment Act 1907 Debentures, 3½ per cent.	50,000	0 0	50,000	0 0	875	0 0
The Mining Amendment Act 1913 Debentures, 4 per cent. . .	7,000	0 0	7,000	0 0	37	13 11
The Native Land Purchase Act 1892 and New Zealand Loans Act 1908 Debentures, 3½ per cent.	125,000	0 0	125,000	0 0	783	7 9
The Native Land Amendment Act 1913 Debentures 4 per cent.	98,500	0 0	98,500	0 0	664	9 9
New South Wales Stock, 3½ per cent. . . . .	27,000	0 0	26,865	0 0	313	5 5
The New Zealand Consols Act 1908 Debentures, 3½ per cent. . .	340	0 0	340	0 0	4	19 1
The New Zealand Consols Act 1908 Debentures, 4 per cent. . .	400	0 0	400	0 0	6	13 3
The New Zealand State-guaranteed Advances Act 1909 Debentures, 3½ per cent.	400,000	0 0	400,000	0 0	3,490	7 11
The New Zealand State-guaranteed Advances Act 1909 Debentures, 3½ per cent.	1,918,600	0 0	1,918,600	0 0	16,741	13 8
The New Zealand State-guaranteed Advances Acts 1909 and 1910 and the New Zealand Loans Act 1908 (Land for Settlements Branch) Debentures, 3½ per cent.	99,000	0 0	99,000	0 0	863	17 6
The New Zealand State-guaranteed Advances Acts 1909 and 1910 (Land for Settlements Branch) Debentures, 3½ per cent.	8,000	0 0	8,000	0 0	46	0 6
The New Zealand State-guaranteed Advances Acts 1909 and 1910 (Land for Settlements Branch) Debentures, 3½ per cent.	64,850	0 0	64,850	0 0	1,134	17 6
The New Zealand State-guaranteed Advances Acts 1909 and 1910 (Land for Settlements Branch) Debentures, 3½ per cent.	15,300	0 0	15,300	0 0	94	6 3
The New Zealand State-guaranteed Advances Acts 1909 and 1910 (Land for Settlements Branch) Debentures, 3½ per cent.	12,350	0 0	12,350	0 0	231	11 3

Table No. 8—continued.

SECURITIES, ETC., STANDING IN THE NAME OF THE POSTMASTER-GENERAL ON ACCOUNT OF THE POST OFFICE SAVINGS-BANK FUND ON THE 31ST DECEMBER, 1914—continued.

Description of Securities.	Nominal Value.			Cost-price.			Accrued Interest on 31st December, 1914.		
	£	s.	d.	£	s.	d.	£	s.	d.
The New Zealand State-guaranteed Advances Acts 1909 and 1910 (Land for Settlements Branch) Debentures, 3½ per cent.	21,500	0	0	21,500	0	0	335	15	0
The New Zealand State-guaranteed Advances Acts 1909 and 1910 (Land for Settlements Branch) Debentures, 3½ per cent.	741,066	0	0	741,066	0	0	4,644	6	10
The New Zealand State-guaranteed Advances Act 1909 (Land for Settlements Branch) Debentures, 3½ per cent.	410,000	0	0	410,000	0	0	3,833	4	3
The New Zealand State-guaranteed Advances Acts 1909 and 1910 (Advances to Settlers Branch) Debentures, 3½ per cent.	750,000	0	0	750,000	0	0	5,316	15	2
The New Zealand State-guaranteed Advances Act 1909 (Advances to Settlers Branch) Debentures, 3½ per cent.	37,000	0	0	37,000	0	0	345	18	6
The New Zealand State-guaranteed Advances Acts 1909 and 1910 (Advances to Workers Branch) Debentures, 3½ per cent.	205,000	0	0	205,000	0	0	3,587	10	0
The New Zealand State-guaranteed Advances Act 1909 (Advances to Workers Branch) Debentures, 3½ per cent.	100,000	0	0	100,000	0	0	934	18	7
The New Zealand State-guaranteed Advances Acts 1909 and 1910 (Native Land Settlement Branch) Debentures, 3½ per cent.	30,000	0	0	30,000	0	0	280	9	7
The New Zealand State-guaranteed Advances Acts 1909 and 1910 (Native Land Settlement Branch) Debentures, 3½ per cent.	50,000	0	0	50,000	0	0	467	9	4
The New Zealand State-guaranteed Advances Act 1909 (Native Land Settlement Branch) Debentures, 3½ per cent.	54,500	0	0	54,500	0	0	509	10	9
The New Zealand State-guaranteed Advances Act 1909 (Native Land Settlement Branch) Debentures, 4 per cent.	110,000	0	0	110,000	0	0	1,096	19	9
The New Zealand State-guaranteed Advances Act 1909 (Local Authorities Branch) Debentures, 3½ per cent.	96,000	0	0	96,000	0	0	897	10	8
The New Zealand State-guaranteed Advances Act 1909 (Local Authorities Branch) Debentures, 3½ per cent.	275,000	0	0	275,000	0	0	2,399	13	0
The New Zealand State-guaranteed Advances Act 1909 (Local Authorities Branch) Debentures, 4 per cent.	9,000	0	0	9,000	0	0	89	15	1
The New Zealand State-guaranteed Advances Act 1909 (Local Authorities Branch) Debentures, 4 per cent.	48,000	0	0	48,000	0	0	477	11	9
The New Zealand State-guaranteed Advances Act 1909 (Guaranteed Mining Advances Branch) Debentures, 3½ per cent.	5,000	0	0	5,000	0	0	46	14	11
Oamaru Borough Consolidated Loan Debentures, 5 per cent.	13,800	0	0	13,800	0	0	345	0	0
Patea Harbour Board Debentures, 4½ per cent.	35,000	0	0	35,000	0	0	625	13	8
The Post Office Savings-bank Fund Investment Act 1907 Debentures, 3½ per cent.	125,000	0	0	125,000	0	0	2,343	15	0
The Post and Telegraph Act 1908 Debentures, 3½ per cent.	75,000	0	0	75,000	0	0	1,406	5	0
The Railways Improvement Authorization Act 1907 Debentures, 3½ per cent.	25,000	0	0	25,000	0	0	..	..	..
The Rangitaiki Land Drainage Amendment Act 1913 Debentures, 4 per cent.	15,000	0	0	15,000	0	0	151	4	8
The Reserve Fund Securities Act 1907 Debentures, 3½ per cent.	800,000	0	0	800,000	0	0	11,660	5	0
The Scenery Preservation Act 1908 Debentures, 3½ per cent.	40,000	0	0	40,000	0	0	230	2	8
The Scenery Preservation Act 1908 Debentures, 3½ per cent.	20,000	0	0	20,000	0	0	123	5	9
The Scenery Preservation Act 1908 Debentures, 4 per cent.	19,000	0	0	19,000	0	0	124	18	7
South Australian Stock, 4 per cent.	1,772	16	2	1,861	9	0	19	15	0
South Australian Stock, 3½ per cent.	12,000	0	0	11,760	0	0	210	0	0
The State Advances Act 1913 (Advances to Settlers Branch) Debentures, 4 per cent.	573,200	0	0	573,200	0	0	1,884	9	8
The State Advances Act 1913 (Advances to Workers Branch) Debentures, 4 per cent.	50,000	0	0	50,000	0	0	164	7	7
The State Advances Act 1913 (Local Authorities Branch) Debentures, 4 per cent.	200,000	0	0	200,000	0	0	657	10	7
Thames Harbour Board Debentures, 4 per cent.	10,000	0	0	10,000	0	0	99	14	6
Timaru Borough Council Debentures, 4 per cent.	4,000	0	0	4,000	0	0	80	0	0
The Public Revenues Act 1910 (Treasury Bills) Debentures, 4 per cent.	150,000	0	0	150,000	0	0	..	..	..
Victorian Stock, 3 per cent.	12,379	19	10	10,708	13	10	185	13	11
The Waihou and Ohinemuri Rivers Improvement Act 1910 Debentures, 3½ per cent.	100,000	0	0	100,000	0	0	1,457	10	7
Wellington City Council Debentures, 4 per cent.	100,000	0	0	99,000	0	0	2,000	0	0
Wellington City Council Debentures, 4 per cent.	25,000	0	0	24,500	0	0	500	0	0
Wellington Harbour Board Debentures, 4½ per cent.	28,100	0	0	28,100	0	0	408	19	9
Wellington Harbour Board Debentures, 4 per cent.	50,000	0	0	50,000	0	0	684	18	7
Westport Harbour Board Debentures, 4 per cent.	489,500	0	0	489,500	0	0	9,790	0	0
Accrued interest on Post Office Account	..	..	..	..	..	..	688	2	0
Totals	18,830,380	11	2	18,808,307	9	7	193,311	1	1

Table No. 9.

## POST OFFICE SAVINGS-BANK.

Receipts and Payments for the Year ended 31st December, 1914.

Dr.	£	s.	d.	Cr.	£	s.	d.
Balance at credit of depositors on 1st January, 1914 .. .. .	17,131,413	16	4	Withdrawals during 1914 .. .. .	10,603,018	6	3
Deposits during 1914 .. .. .	11,904,322	19	8	Balance at credit of depositors on 31st December, 1914 .. .. .	19,048,028	19	1
Interest credited to depositors, 1914 .. .. .	615,310	9	4				
	<u>£29,651,047</u>	<u>5</u>	<u>4</u>		<u>£29,651,047</u>	<u>5</u>	<u>4</u>

## Liabilities and Assets.

Dr.	£	s.	d.	Cr.	£	s.	d.
Balance at credit of depositors on 31st December, 1914 .. .. .	19,048,028	19	1	Securities .. .. .	18,808,307	9	7
Balance of assets over liabilities .. .. .	294,741	10	6	Balance uninvested .. .. .	534,463	0	0
	<u>£19,342,770</u>	<u>9</u>	<u>7</u>		<u>£19,342,770</u>	<u>9</u>	<u>7</u>

## Profit and Loss Account.

Dr.	£	s.	d.	Cr.	£	s.	d.	
Interest credited to depositors during 1914	615,310	9	4	Balance forward, 1st January, 1914 ..	301,248	14	3	
Interest paid on debentures purchased by Department .. .. .		7	14	0	Interest received during the year .. .. .	629,394	16	11
Paid Public Account, for cost of Savings-bank management .. .. .	30,000	0	0	Accrued interest on 31st December, 1914 .. .. .	193,311	1	1	
Purchase of home savings-banks .. .. .	1,499	19	11		822,705	18	0	
Sundry expenditure .. .. .	58	13	8	Less accrued interest on 31st December, 1913 .. .. .	184,521	12	7	
Balance forward to next account .. .. .	294,741	10	6		638,184	5	5	
	<u>£941,618</u>	<u>7</u>	<u>5</u>	Sundry receipts .. .. .	2,185	7	9	
					<u>£941,618</u>	<u>7</u>	<u>5</u>	

Table No. 10.

RETURN SHOWING THE TOTAL NUMBER OF POST OFFICE SAVINGS-BANK ACCOUNTS REMAINING OPEN ON 31ST DECEMBER, 1914, CLASSIFIED ACCORDING TO THE BALANCE AT CREDIT OF EACH ACCOUNT.

Postal District.	Not exceeding £20.	Exceeding £20 and up to £50.	Exceeding £50 and up to £100.	Exceeding £100 and up to £200.	Exceeding £200 and up to £300.	Exceeding £300 and up to £400.	Exceeding £400 and up to £500.	Exceeding £500 and up to £600.	Exceeding £600.	Total Number of Accounts open.
Auckland ..	65,950	7,735	5,759	4,877	2,181	1,204	572	398	524	89,200
Blenheim ..	5,467	685	420	388	168	91	54	28	45	7,346
Christchurch ..	55,230	7,992	5,323	4,297	1,858	1,075	542	373	411	77,101
Dunedin ..	37,630	5,804	3,993	3,659	1,661	898	457	308	339	54,749
Gisborne ..	9,133	1,475	796	604	237	127	76	41	55	12,244
Greymouth ..	5,821	734	567	564	244	156	91	54	59	8,290
Hokitika ..	1,670	213	158	144	90	52	21	20	14	2,382
Invercargill ..	13,619	2,204	1,574	1,393	589	314	165	78	101	20,037
Napier ..	18,145	2,673	1,731	1,371	588	317	176	108	150	25,259
Nelson ..	8,649	1,142	750	669	293	159	74	45	59	11,840
New Plymouth	8,785	1,121	785	727	323	175	78	46	59	12,099
Oamaru ..	3,675	814	522	493	188	114	120	37	51	6,014
Thames ..	10,467	1,270	867	737	333	180	97	54	55	14,060
Timaru ..	9,814	1,605	1,200	970	409	243	136	79	116	14,572
Wangaiti ..	19,612	2,591	1,709	1,332	553	320	141	89	120	26,467
Wellington ..	69,975	9,490	6,823	4,949	2,143	1,203	695	455	549	96,282
Westport ..	3,822	474	377	325	153	79	39	26	25	5,320
Totals, 1914	347,464	47,722	33,354	27,499	12,011	6,707	3,534	2,239	2,732	483,262
Totals, 1913	329,669	47,387	31,196	26,109	11,406	5,989	3,107	1,986	1,745	458,594



Table No. 11.

TABLE showing the estimated Number of Letters and Letter-cards, Post-cards, Book-packets, Newspapers, and Parcels posted and delivered in the several Postal Districts of New Zealand during the Year ended 31st December, 1914.

Postal Districts (1914).	Posted in the Dominion.					Delivered in the Dominion.					Total posted and delivered.				
	Letters and Letter-cards.	Post-cards.	Books, &c.	Newspapers.	Parcels.	Letters and Letter-cards.	Post-cards.	Books, &c.	Newspapers.	Parcels.	Letters and Letter-cards.	Post-cards.	Books, &c.	News- papers.	Parcels.
Auckland	27,344,931	1,305,265	7,059,729	4,906,288	700,557	25,188,657	1,014,416	6,199,141	4,332,640	598,009	52,533,588	2,319,081	13,258,870	9,238,928	1,298,566
Blenheim	1,390,827	44,707	337,560	275,899	20,423	1,811,225	63,479	376,155	503,971	30,624	3,202,052	108,186	713,715	779,870	71,047
Christchurch	14,143,263	529,750	3,357,533	2,816,393	310,297	16,649,139	998,582	4,694,989	2,315,300	264,273	30,792,402	1,528,332	8,052,522	5,131,693	574,570
Dunedin	12,347,769	650,845	3,827,379	2,256,126	263,367	11,672,037	634,257	4,042,857	2,233,556	224,652	24,019,806	1,285,102	7,870,236	4,489,682	488,319
Gisborne	1,851,350	57,525	397,610	500,052	37,396	2,161,523	75,725	668,096	903,708	66,808	4,012,873	133,250	1,065,706	1,403,760	104,404
Greymouth	1,143,825	30,485	158,298	257,699	21,450	1,424,501	34,736	221,195	529,711	49,790	2,568,326	65,221	379,493	787,410	71,240
Hokitika	568,217	17,927	104,679	156,039	11,089	775,281	31,148	216,450	271,206	24,902	1,343,498	49,075	321,129	427,245	35,991
Invercargill	5,980,004	237,601	1,393,222	889,314	79,937	7,312,968	383,396	1,852,422	1,442,974	133,450	13,292,972	620,997	3,245,644	2,332,288	213,387
Napier	6,810,934	264,797	1,752,026	976,732	90,467	6,725,823	335,062	2,010,788	1,768,416	158,616	13,536,757	599,859	3,762,814	2,745,148	249,083
Nelson	2,450,367	96,395	544,149	330,333	39,793	2,321,865	105,911	562,562	584,909	88,596	4,772,232	202,306	1,106,711	915,242	128,389
New Plymouth	2,536,738	110,344	567,142	457,361	45,422	2,901,834	119,184	662,012	708,794	83,744	5,438,572	229,528	1,229,154	1,226,155	129,166
Oamaru	1,577,163	64,766	249,689	200,954	17,602	2,046,304	100,607	431,847	307,385	33,022	3,623,467	165,373	681,536	508,339	50,624
Thames	2,469,413	94,185	511,401	341,016	41,535	3,047,824	110,929	829,335	647,621	98,635	5,517,237	205,114	1,340,736	988,637	140,170
Timaru	3,850,258	210,184	1,053,943	403,676	45,175	3,999,216	209,989	1,121,263	750,659	72,857	7,849,474	420,173	2,175,206	1,154,335	118,032
Wanganui	5,712,174	222,183	1,337,095	908,972	104,455	6,021,561	257,634	1,265,212	1,489,852	189,970	11,733,735	479,817	2,602,307	2,398,824	294,425
Wellington	24,115,170	981,448	11,334,649	4,069,457	624,000	23,537,761	1,137,539	6,195,735	4,683,484	412,099	47,652,931	2,118,987	17,530,384	8,752,941	1,036,099
Westport	800,643	19,851	118,113	146,562	16,263	1,210,755	34,190	255,632	352,924	35,372	2,011,398	54,041	373,745	499,486	51,635
Totals	115,093,046	4,938,258	34,104,217	19,892,873	2,469,428	118,808,274	5,646,784	31,605,691	23,887,110	2,585,719	233,901,320	10,585,042	65,709,908	43,779,983	5,055,147
Previous year ..	110,547,536	4,729,530	28,447,096	19,322,104	2,076,802	113,413,664	5,733,364	27,680,588	24,250,655	2,199,032	223,961,200	10,462,894	56,127,684	43,572,759	4,275,834

Table No. 12.

## REGISTERED ARTICLES.

The number of registered articles dealt with in 1914, compared with the number in 1890, 1900, 1910, and 1913, is as follows:—

	1890.	1900.	1910.	1913.	1914.
From places beyond the Dominion	26,374	52,343	132,493	152,249	139,003
Registered in the Dominion ...	169,321	464,036	993,675	1,196,100	1,390,880
Totals ...	195,695	516,379	1,126,168	1,348,349	1,529,883

## DEAD LETTERS.

	1913.	1914.
Opened and returned to writers ...	225,719	231,706
Returned unopened to other countries ...	62,301	48,715
Reissued ...	322	368
Destroyed ...	36,448	44,662
Returned unopened to writers by Chief Postmasters ...	242,535	217,672
Returned unopened to other countries by Chief Postmasters ...	...	22,002
Totals ...	567,325	565,125

Table No. 13.

## PARCEL-POST.

The following shows the number and weight of parcels posted during the years 1890, 1900, 1910, 1913, and 1914:—

	1890.	1900.	1910.	1913.	1914.
Number	121,292	199,413	1,190,711	2,076,802	2,469,428
Weight	336,643 lb. 12 oz.	682,140 lb. 7 oz.	3,953,284 lb. 15 oz.	6,981,871 lb. 0 oz.	8,756,596 lb. 14 oz.

The following table shows the number and weight of parcels exchanged with the United Kingdom and the undermentioned places during the years 1913 and 1914:—

Country.	Received.				Despatched.			
	1913.		1914.		1913.		1914.	
	Number.	Weight.	Number.	Weight.	Number.	Weight.	Number.	Weight.
United Kingdom and foreign countries (via London)	111,686	lb. 656,718 oz. 0	107,767	lb. 660,747 oz. 0	15,256	lb. 49,942 oz. 10	16,681	lb. 59,039 oz. 4
United States of America ..	11,524	41,330 8	12,225	47,307 14	1,803	5,508 3	1,832	5,839 3
Canada ..	1,066	2,480 0	1,256	3,902 0	720	2,240 13	651	1,897 13
Victoria ..	9,382	33,866 0	8,590	29,440 4	3,464	8,653 2	3,612	9,418 12
New South Wales..	15,792	48,720 0	15,636	45,330 0	6,149	15,555 8	6,483	16,929 13
South Australia ..	531	1,234 8	483	1,167 1	587	1,455 13	556	1,310 8
Queensland ..	776	1,884 0	718	1,746 12	992	2,275 8	952	2,332 14
Tasmania ..	501	1,160 1	464	1,107 6	816	1,898 6	810	1,785 12
Western Australia..	333	735 10	351	799 13	470	1,071 6	509	1,360 3
Samoa ..	18	68 2	13	30 15	244	1,082 15	139	562 12
Fiji ..	170	506 1	176	597 11	780	2,466 1	768	2,237 6
Ceylon ..	512	1,409 1	553	2,586 6½	57	149 7	48	146 11
Uruguay ..	..	..	..	..	142	611 6	133	550 11
Cape of Good Hope	..	..	..	..	55	153 13	49	153 2
Natal ..	..	..	..	..	322	789 12	315	812 6
India ..	1,491	7,462 12	1,246	6,294 2½	325	1,211 9	323	1,485 4
Tonga ..	18	32 12	11	40 4	305	1,162 11	265	1,021 6
Hong Kong ..	453	2,315 12	457	2,597 0	147	597 6	93	363 15
Straits Settlements	149	486 6	138	493 14	67	273 5	57	215 4
Totals ..	154,931	801,381 4	150,567	805,002 2½	32,701	97,099 10	34,276	107,462 15

Table No. 14.

**SAN FRANCISCO, VANCOUVER, AND SUEZ SERVICES.**

STATEMENT showing the Number of Days occupied in the Delivery of Mails between London and the undermentioned Places by the San Francisco Mail-service.

## FROM LONDON VIA SAN FRANCISCO.

—				Auckland.	Wellington.	Christchurch	Dunedin.
Maximum (in days)	...	...	...	38	37	38	38
Minimum	"	...	...	34	33	34	34
Average	"	...	...	36	34	35	36

\* Covering despatches from 1st January to 31st July, 1914.

Maximum (in days)	...	...	...	44	43	44	44
Minimum	"	...	...	34	33	34	34
Average	"	...	...	40	39	40	40

\* Covering despatches from 1st August to 31st December, 1914.

## TO LONDON VIA SAN FRANCISCO.

—				Dunedin.	Christchurch	Wellington.	Auckland.
Maximum (in days)	...	...	...	36	36	35	36
Minimum	"	...	...	32	32	31	32
Average	"	...	...	33	33	32	33

\* Covering despatches from 1st January to 31st July, 1914.

Maximum (in days)	...	...	...	40	40	39	40
Minimum	"	...	...	34	34	33	34
Average	"	...	...	37	37	36	37

\* Covering despatches from 1st August to 31st December, 1914.

STATEMENT showing the Number of Days occupied in the Delivery of Mails between London and the undermentioned Places by the Vancouver Mail-service.

## FROM LONDON VIA VANCOUVER.

—				Auckland.	Wellington.	Christchurch	Dunedin.	Sydney.
Maximum (in days)	...	...	...	36	37	38	38	42
Minimum	"	...	...	30	31	32	32	35
Average	"	...	...	33	34	35	35	38

## TO LONDON VIA VANCOUVER.

—				Sydney.	Dunedin.	Christchurch	Wellington.	Auckland.
Maximum (in days)	...	...	...	45	43	43	42	41
Minimum	"	...	...	35	33	33	31	30
Average	"	...	...	38	36	36	34	33

\* Owing to the outbreak of war and the delays in the delivery of the mails occasioned thereby the time-tables by the San Francisco and Suez routes are shown in two portions, one covering the period prior to the outbreak of war and the other covering the subsequent period.

Table No. 14—continued.

STATEMENT showing the Number of Days occupied in the Delivery of Mails between London and the undermentioned Places by the Packets of the Peninsular and Oriental Service.

## FROM LONDON VIA BRINDISI (P. AND O. PACKETS).

		Melbourne.	Sydney.	Auckland.	Wellington.	Christchurch	Dunedin.
Maximum (in days)	...	31	32	38	39	40	40
Minimum	"	30	31	37	38	39	38
Average	"	30	31	37	38	39	39

\* Covering despatches from 1st January to 31st July, 1914.

Maximum (in days)	...	43	44	51	52	53	53
Minimum	"	35	37	43	44	45	45
Average	"	39	40	45	46	47	47

\* Covering despatches from 1st August to 31st December, 1914.

## TO LONDON VIA BRINDISI (P. AND O. PACKETS).

		Auckland.	Wellington.	Christchurch	Dunedin.	Sydney.	Melbourne.
Maximum (in days)	...	39	38	39	39	34	33
Minimum	"	36	35	36	36	31	30
Average	"	37	36	37	37	32	31

\* Covering despatches from 1st January to 30th June, 1914.

Maximum (in days)	...	46	45	46	46	42	41
Minimum	"	41	40	41	41	36	35
Average	"	44	43	44	44	39	38

\* Covering despatches from 1st July to 31st December, 1914.

STATEMENT showing the Number of Days occupied in the Delivery of Mails between London and the undermentioned Places by the Packets of the Orient Line.

## FROM LONDON VIA TARANTO (ORIENT PACKETS).

		Melbourne.	Sydney.	Auckland.	Wellington.	Christchurch	Dunedin.
Maximum (in days)	...	30	31	38	39	40	42
Minimum	"	30	31	34	35	36	36
Average	"	30	31	36	37	38	38

\* Covering despatches from 1st January to 31st July, 1914.

Maximum (in days)	...	44	45	51	52	53	53
Minimum	"	36	37	44	45	46	46
Average	"	38	39	46	47	48	48

\* Covering despatches from 1st August to 31st December, 1914.

## TO LONDON VIA TARANTO (ORIENT PACKETS).

		Auckland.	Wellington.	Christchurch	Dunedin.	Sydney.	Melbourne.
Maximum (in days)	...	39	38	39	39	33	32
Minimum	"	37	35	36	36	31	30
Average	"	38	37	38	38	32	31

\* Covering despatches from 1st January to 30th June, 1914.

Maximum (in days)	...	48	47	48	48	42	41
Minimum	"	40	39	40	40	34	33
Average	"	43	42	43	43	37	36

\* Covering despatches from 1st July to 31st December, 1914.

\* Owing to the outbreak of war and the delays in the delivery of the mails occasioned thereby the time-tables by the San Francisco and Suez routes are shown in two portions, one covering the period prior to the outbreak of war and the other covering the subsequent period.

Table No. 15.

COMPARATIVE TABLE showing the Progress of the Telegraph Department during the Financial Years ended 30th June, 1866, to 30th June, 1879; 31st March 1880, to 31st March, 1882; and Calendar Years ended 31st December, 1882, to 31st December, 1893.

Year ended	Number of Miles of Line.	Number of Miles of Wire.	Number of Offices		Number of Telegrams forwarded during the Year.		Value of Government Messages.		Total Value of Business done during the Year.	Cost of Maintenance of Stations.		Cost of Maintenance of Lines, excluding Australian Cable Subsidy.		Total Expenditure.	Cost of Maintenance of Lines per Mile.	Tariff in Operation.					
			Private and Press.	Government.	Total.	Private.	Government.	Total.		£	s. d.	£	s. d.								
30th June 1866	699	1,390	13	2,746	27,407	5,561	19	2	6,045	3	4	2,443	2	11	6,377	3	9	10	Mileage tariff.		
" 1867	757	1,498	21	55,621	70,952	9,070	10	1	12,840	14	9	2,541	4	11	10,558	19	6	3		7	1
" 1868	1,110	2,223	31	72,241	98,485	11,652	3	7	18,324	3	10	5,406	7	3	14,811	5	1	4		17	4
" 1869	1,329	2,495	45	106,070	150,167	18,520	10	4	31,951	9	3	8,154	4	9	22,817	4	6	8		6	6
" 1870	1,661	2,897	56	122,545	185,423	17,218	1	4	29,470	7	4	14,266	7	3	30,537	12	2	8		9	11
" 1871	1,976	3,247	72	253,582	312,874	22,419	8	8	32,206	6	2	21,254	4	3	32,508	7	11	5		19	6
" 1872	2,185	3,823	81	344,524	411,767	28,121	10	0	39,164	13	9	23,593	9	9	32,452	9	4	4		2	3
" 1873	2,530	4,574	93	485,597	568,960	39,680	18	9	50,176	10	4	27,040	18	10	36,520	4	2	4		1	11
" 1874	2,530	5,782	105	645,067	752,809	55,301	12	3	68,981	3	0	45,814	11	4	60,055	10	11	4		16	4
" 1875	2,986	6,626	127	786,237	917,128	62,715	10	4	82,669	4	0	61,696	14	5	82,771	3	1	5		18	10
" 1876	3,154	7,247	142	890,382	1,051,086	62,715	10	4	78,869	6	4	63,353	10	10	81,284	18	10	5		12	11
" 1877	3,259	7,423	155	952,283	1,124,442	65,644	15	3	82,669	4	0	69,340	1	8	87,599	6	5	5		10	0
" 1878	3,434	8,935	182	1,065,481	1,260,324	73,284	1	10	92,432	14	2	79,502	0	5	96,801	8	3	5		0	9
" 1879	3,512	8,117	195	1,201,982	1,448,943	85,402	0	2	112,351	2	4	68,651	10	10	83,409	15	3	4		3	4
31st March, 1880	3,638	9,333	214	824,734	1,008,499	58,120	3	3	77,827	9	6	78,224	1	8	101,378	9	11	6		6	7
" 1881	3,758	9,587	227	1,058,342	1,304,712	73,002	2	0	100,023	5	8	69,105	5	0	87,457	18	4	4		17	4
" 1882	3,824	9,853	234	1,215,849	1,438,772	78,828	19	8	101,566	16	0	69,105	5	0	96,005	15	4	5		17	5
" 1883	3,974	9,848	264	1,361,817	1,579,189	90,633	11	2	111,242	3	1	73,554	9	1	92,264	11	0	4		16	8
" 1884	4,074	10,937	302	1,379,483	1,599,400	93,822	3	3	115,378	2	5	73,054	4	6	92,264	11	0	4	18	4	
" 1885	4,264	10,474	330	1,433,458	1,654,395	95,634	5	5	116,490	5	0	70,030	6	2	90,078	2	0	4	15	9	
" 1886	4,546	10,931	375	1,533,406	1,774,273	101,652	8	0	126,512	7	0	77,082	4	2	98,875	8	9	4	15	11	
" 1887	4,646	11,178	412	1,583,717	1,836,266	106,638	12	2	133,919	16	11	77,473	10	7	104,391	3	10	5	13	0	
" 1888	4,790	11,375	437	1,589,771	1,835,394	106,548	4	0	136,753	15	0	72,201	13	2	101,433	11	5	8	7	0	
" 1889	4,874	11,617	473	1,548,233	1,765,863	106,311	11	6	129,476	5	5	75,426	9	7	104,391	3	10	5	13	0	
" 1890	5,148	11,827	489	1,589,157	1,802,987	106,462	18	4	130,681	7	7	76,845	1	10	117,053	4	2	5	8	0	
" 1891	5,349	12,812	520	1,734,381	1,961,161	110,696	17	8	136,767	10	3	85,658	4	11	121,251	3	0	5	9	9	
" 1892	5,479	13,235	573	1,746,115	1,968,264	117,633	15	9	142,474	1	4	87,472	13	3	121,251	3	0	5	9	9	
" 1893	5,513	13,459	615	1,686,064	1,904,143	103,813	8	6	128,155	15	6	92,109	17	0	121,251	3	0	5	9	9	
" 1893	5,513	13,515	640	1,825,646	2,069,691	112,465	15	9	140,783	3	7	92,109	17	0	121,251	3	0	5	9	9	

From 1st November, 1873, address and signature given in free.

From 1st November, 1873, address and signature given in free.

From 1st Jan., 1886, delayed telegrams posted to addressees immediately after their receipt at offices of destination.

Table No. 15—continued.

COMPARATIVE TABLE showing the Progress of the Telegraph Department during the Financial Years ended 31st March, 1895, to 31st March, 1915.

Year ended	Number of Miles of Line.	Number of Miles of Wire.	Number of Offices Open.	Number of Telegrams forwarded during the Year.			Revenue (including Miscellaneous Receipts).		Value of Government Messages.	Total Value of Business done during the Year.	Total Expenditure (excluding Cable Subsidy).	Remarks (Cable Subsidy).
				Private and Press.	Government.	Total.	Telegraph.	Telephone.				
31st Mar., 1895	5,961 $\frac{1}{2}$	14,881 $\frac{1}{2}$	705	1,802,182	231,618	2,033,800	£ 88,459	£ 21,552	£ 26,051	£ 136,062	£ 135,791	£ 6,492
" 1896	6,245 $\frac{3}{4}$	15,764 $\frac{1}{2}$	743	1,899,632	224,579	2,124,211	97,178	25,933	25,844	148,955	143,665	4,774
" 1897	6,284 $\frac{3}{4}$	16,470 $\frac{3}{4}$	780	2,285,001	235,168	2,520,169	100,385	29,248	23,119	152,752	153,484	3,972
" 1898	6,484	18,024	824	2,469,415	226,818	2,696,233	99,798	36,422	24,505	160,725	165,198	1,849
" 1899	6,736	18,746	878	2,717,548	243,190	2,960,738	105,576	39,718	25,500	170,794	173,152	1,427
" 1900	6,910	19,228	915	3,159,093	310,538	3,469,631	119,641	43,303	29,432	192,376	181,634	1,608
" 1901	7,249 $\frac{3}{8}$	20,682 $\frac{3}{8}$	991	3,534,444	363,684	3,898,128	137,861	49,117	35,327	222,305	194,014	1,000
" 1902	7,469	21,705	1,038	3,850,391	317,590	4,167,981	151,933	55,542	27,508	234,984	212,180	234
" 1903	7,748 $\frac{7}{8}$	22,672 $\frac{3}{4}$	1,103	4,271,218	288,086	4,559,304	160,343	62,151	26,440	248,934	228,185	181
" 1904	7,779	22,920 $\frac{1}{2}$	1,153	4,671,904	293,293	4,965,197	166,535	71,028	24,378	261,941	245,805	10,057
" 1905	7,943 $\frac{7}{8}$	23,704	1,200	4,900,495	259,250	5,159,745	171,001	79,061	20,598	270,660	258,977	..
" 1906	8,355	25,116	1,312	5,351,084	289,135	5,640,219	184,369	89,542	24,168	298,079	276,580	..
" 1907	8,953	27,031	1,446	6,160,080	236,252	6,396,332	206,706	100,814	17,487	325,007	291,359	..
" 1908	9,656	29,343	1,611	6,958,279	84,644	7,042,923	227,398	116,852	4,499	348,749	357,581	..
" 1909	10,404	32,654	1,764	7,338,017	87,676	7,425,693	238,103	131,249	4,822	374,174	394,649	..
" 1910	10,901	34,788	1,871	7,757,128	89,762	7,846,890	250,212	144,298	4,851	399,361	411,296	..
" 1911	11,316	37,212	1,963	8,268,340	92,307	8,360,647	272,942	161,173	4,874	438,989	446,709	..
" 1912	11,805	39,370	2,079	8,971,725	91,408	9,063,133	295,334	179,123	4,832	479,289	469,716	..
" 1913	12,508	41,892	2,203	9,850,379	93,893	9,944,272	321,951	201,237	4,931	528,119	509,496	..
" 1914	13,044	44,642	2,305	10,594,556	99,476	10,694,032	342,595	232,190	5,031	579,816	563,108	..
" 1915	13,434	46,778	2,386	10,716,613	111,355	10,827,968	356,306	303,856	5,776	665,938	612,665	..

NOTE.—Tariff, 1890: 1s. for ten words, and free address and signature up to ten words; delayed telegrams, 6d. 1892: For twelve words, and free address and signature, ordinary telegrams, 1s.; delayed, 6d. Later in 1892 the number of words in text and signature made eighteen. 1896: First twelve words, 6d.; each additional word, 1d.; address and signature paid for. 1906: For each additional word after first twelve,  $\frac{1}{2}$ d.

Table No. 16.

TABLE showing the Cash Revenue derived from Paid Telegrams of all Codes, the Value of Franked Government Telegrams, and the Number of Telegrams transmitted in the several Postal Districts of New Zealand for the Twelve Months ended 31st March, 1915.

Postal District.	Revenue derived from Paid Telegrams of all Codes.	Value of Franked Government Telegrams.	Total Value of Telegrams of all Codes.	Number of Paid Telegrams.	Number of Franked Government Telegrams.	Total Number of Telegrams of all Codes.
Auckland .. .. .	£ 73,401	£ 866	£ 74,266	2,299,960	16,790	2,316,750
Blenheim .. .. .	5,915	202	6,116	199,105	4,064	203,169
Christchurch .. .. .	37,033	764	37,797	1,079,414	15,191	1,094,605
Dunedin .. .. .	28,355	396	28,751	852,080	8,026	860,106
Gisborne .. .. .	11,003	165	11,168	287,329	4,372	291,701
Greymouth .. .. .	6,664	210	6,875	178,036	4,520	182,556
Hokitika .. .. .	2,481	8	2,489	73,654	167	73,821
Invercargill .. .. .	16,177	205	16,382	509,747	4,705	514,452
Napier .. .. .	24,445	219	24,665	826,527	4,222	830,749
Nelson .. .. .	8,149	475	8,624	328,053	10,769	338,822
New Plymouth .. .. .	9,125	103	9,228	286,749	2,063	288,812
Oamaru .. .. .	5,501	60	5,561	129,654	1,458	131,112
Thames .. .. .	10,237	87	10,324	323,894	1,359	325,253
Timaru .. .. .	10,603	93	10,695	324,915	2,238	327,153
Wanganui .. .. .	22,043	95	22,138	719,745	1,872	721,617
Wellington .. .. .	72,340	1,620	73,960	2,185,637	25,478	2,211,115
Westport .. .. .	4,125	209	4,334	112,114	4,061	116,175
Totals, 1914-15 .. .. .	347,597	5,777	353,373	10,716,613	111,355	10,827,968
Totals, 1913-14 .. .. .	334,221	5,030	339,251	10,594,556	99,476	10,694,032

Table No. 17.

TABLE SHOWING THE PAID TELEGRAMS OF ALL CODES FORWARDED DURING THE TWELVE MONTHS ENDED 31ST MARCH, 1915, AND THE REVENUE RECEIVED THEREFROM.

Class of Telegrams.	June Quarter, 1914.		September Quarter, 1914.		December Quarter, 1914.		March Quarter, 1915.		Totals.	
	Number.	Revenue.	Number.	Revenue.	Number.	Revenue.	Number.	Revenue.	Number.	Revenue.
		£		£		£		£		£
Ordinary ..	1,568,013	71,243	1,479,062	80,476	1,546,280	79,088	1,575,692	79,777	6,169,047	310,584
Urgent ..	78,007	5,035	81,210	6,546	83,701	5,532	79,601	5,503	322,519	22,615
Press ..	115,987	6,030	127,141	7,181	116,827	6,424	111,500	5,588	471,455	25,223
Bureau ..	954,579	24,039	964,329	25,128	889,048	24,421	945,636	26,265	3,753,592	99,852
Gross totals ..	2,716,586	106,347	2,651,742	119,331	2,635,856	115,465	2,712,429	117,133	10,716,613	458,274
Less other lines and credits ..	..	21,971	..	31,157	..	28,792	..	28,758	..	110,678
Net totals, 1914-15 ..	..	84,376	..	88,174	..	86,673	..	88,375	..	347,596
Net totals, 1913-14 ..	2,464,650	77,739	2,425,366	76,656	2,804,542	89,257	2,899,998	90,569	10,594,556	334,221

Table No. 18.

TABLE SHOWING THE CLASS AND NUMBER OF INSTRUMENTS AND BATTERIES IN USE AT TELEGRAPH-OFFICES FOR THE YEAR ENDED 31ST MARCH, 1915.

District.	Number of Morse Instruments in Use (Full Sets).		Number of Duplexes (Differentials).		Number of Direct-sounder Sets.	Number of Quadruplex Sets.	Number of Automatic Sets.	Number of Quadruplex Translator Sets.	Number of Telephones not connected with Exchange.	Number of Cells.				
	Constant Current.	Intermittent Current.	Single Current.	Double Current.						Leclanche and Dry.	Gordon.	Daniell.	Bichromate.	Storage.
Auckland ..	54	102	21	12	2	21	..	9	82	8,612	859	609	480	..
Canterbury ..	118	20	11	6	..	13	..	2	7	2,577	320	874	983	8
Nelson ..	3	29	4	6	..	2	..	..	..	1,747	152	45	100	2
Otago ..	60	90	1	1	..	9	1	1	35	5,379	58	480	265	2
Wellington ..	150	83	20	16	26	32	..	14	143	12,488	3,488	1,529	223	182
Totals ..	385	324	57	41	28	77	2	26	267	30,753	4,877	3,537	2,051	194

**Table No. 19.**  
**TABLE SHOWING THE COST OF MAINTENANCE OF TELEGRAPH AND TELEPHONE LINES FOR THE YEAR ENDED 31ST MARCH, 1915.**

District.	Miles of Wire.	Miles of Line.	Travelling-expenses of Engineers and Linemen.	Extra Labour.	Material.	Upkeep of P.S. Tutanekal.	Rural Telephones: Assistance to Settlers.	Total Expenditure out of Vote Maintenance.	Salaries of Engineers and Linemen.	Total Cost of Maintenance.	Average Cost per Mile of Wire.	Average Cost per Mile of Line.
	£	£	£	£	£	£	£	£	£	£	s. d.	s. d.
Auckland	12,136	3,895	2,704	5,645	6,179	..	..	14,528	6,173	20,701	1 14 1	5 6 3
Wellington	15,149	3,610	2,398	7,874	9,357	..	..	19,629	11,162	30,791	2 0 8	8 10 8
Nelson	2,813	1,100	464	482	736	..	..	1,681	1,591	3,272	1 3 3	2 19 6
Canterbury	8,304	2,012	1,144	1,825	1,334	..	..	4,303	4,618	8,921	1 1 6	4 8 9
Otago	8,376	2,817	1,161	1,359	1,426	..	..	3,947	4,452	8,399	1 0 1	2 19 8
Total	46,778	13,434	7,871	17,185	19,032	..	..	44,088	27,996	72,084	1 10 10	5 7 4
Cables	..	374*	22	355	69	3,132	..	3,578	..	3,578	9 11 4†	..
Stores	..	..	12	2,162	6,634	..	..	8,808	1,588	10,396	..	..
Rural telephones— Assistance to settlers	..	..	..	..	..	..	1,537	1,537	..	1,537	..	..
Laboratory, &c.	..	..	110	406	359	..	..	875	..	875	..	..
Wireless stations	..	..	162	917	2,263	..	..	3,342	..	3,342	..	..
Total telegraph-lines	..	..	8,177	21,025	28,357	3,132	1,537	62,228	29,584	91,812	..	..
Telephone exchanges	113,479	3,029	1,956	16,003	11,578	..	..	29,537	13,011	42,548	..	..
Grand total	..	..	10,133	37,028	39,935	3,132	1,537	91,765	42,595	134,360	..	..

\* Knots. † Per knot.



Table No. 20.

TABLE SHOWING COST OF CONSTRUCTING TELEGRAPH AND TELEPHONE LINES DURING THE YEAR ENDED 31ST MARCH, 1915.

Line.	Total Cost, including Material from Stores.	Line.	Total Cost, including Material from Stores.
Telephone Exchanges—	£	Lines— <i>continued.</i>	£
Auckland (automatic) .. .. .	2,271	Kaitaia-Takahue Telephone-line .. .. .	70
Auckland .. .. .	39,353	Kawhia - Te Awamutu Telephone-line .. .. .	675
Coromandel .. .. .	405	Kohumaru Telephone Extension .. .. .	40
Dargaville .. .. .	1,887	Maungakohatu Telephone Extension .. .. .	298
Hamilton .. .. .	15,972	Moerawa Telephone Extension .. .. .	10
Kaikohe .. .. .	27	Moeatoa-Mangaohae Telephone-line .. .. .	46
Kohukohu .. .. .	18	Ngahinapouri Telephone Extension .. .. .	64
Mangonui .. .. .	344	Noharoa Telephone Extension .. .. .	79
Opotiki .. .. .	2,498	Opotiki - Cape Runaway Line .. .. .	955
Paeroa .. .. .	1,152	Okahukura Telephone-office .. .. .	202
Rotorua .. .. .	3,865	Okoroire Telephone Extension .. .. .	13
Taumarunui .. .. .	1,895	Patetere Telephone Extension .. .. .	113
Tauranga .. .. .	684	Piarere Telephone Extension .. .. .	12
Te Kuiti .. .. .	3,176	Pipitoua Telephone-office .. .. .	2
Thames .. .. .	224	Pukehina Telephone Extension .. .. .	4
Waiki .. .. .	48	Puketotara Telephone Extension .. .. .	61
Walton .. .. .	2	Raurimu-Kakahi (copper wire) .. .. .	330
Warkworth .. .. .	30	Rotorua - Te Teko Extension .. .. .	783
Whangarei .. .. .	4,183	Rotorua-Waiotapu (metallic circuit) .. .. .	209
Blenheim .. .. .	7,364	Tangowahine Morse .. .. .	12
Carterton .. .. .	1,117	Te Paki Telephone Extension .. .. .	51
Dannevirke .. .. .	1,794	Te Awamutu - Hamilton (metallic circuit) .. .. .	524
Eketahuna .. .. .	733	Te Hapua Telephone Extension .. .. .	71
Eltham .. .. .	901	Tirau-Okoroire (metallic circuit) .. .. .	7
Featherston .. .. .	4,818	Utakai Telephone-office .. .. .	31
Feilding .. .. .	5,228	Vauxhall Telephone Extension .. .. .	14
Gisborne .. .. .	20,530	Wairahi Telephone Extension .. .. .	4
Hastings .. .. .	3,129	Waiki Beach Telephone Extension .. .. .	258
Hawera .. .. .	3,143	Waharoa-Mata (metallic circuit) .. .. .	20
Levin .. .. .	1,294	Waipu-Ruakaka (metallic circuit) .. .. .	238
Marton .. .. .	4,400	Waihakatu Telephone Extension .. .. .	19
Masterton .. .. .	6,646	Waimana East Telephone Extension .. .. .	6
Napier .. .. .	1,932	Waitanguru Telephone-office .. .. .	7
New Plymouth .. .. .	4,692	Waiotapu-Kaingaro Junction .. .. .	248
Patea .. .. .	511	Auckland-Helensville (metallic circuit) .. .. .	611
Pahiatua .. .. .	1,298	Bayswater Telephone-office .. .. .	11
Palmerston North .. .. .	4,061	Bringham's Creek Telephone Extension .. .. .	5
Stratford .. .. .	3,364	Cambridge-Rotorua (metallic circuit) .. .. .	2,142
Taihape .. .. .	1,946	Drury-Waiuku (metallic circuit) .. .. .	269
Waipawa .. .. .	658	Kohukohu-Rawene Telephone Circuit .. .. .	479
Wairoa .. .. .	330	Mapiu Telephone Extension .. .. .	89
Wanganui .. .. .	12,926	Maramaku Telephone-office .. .. .	6
Wellington .. .. .	43,320	Otunui-Aukopae Telephone Extension .. .. .	185
Nelson .. .. .	2,255	Opatu Telephone Extension .. .. .	209
Westport .. .. .	138	Patetonga Telephone Extension .. .. .	87
Reefton .. .. .	312	Pukeatua-Wharepungua (metallic circuit) .. .. .	12
Murchison .. .. .	30	Raurimu-Taumarunui .. .. .	309
Ashburton .. .. .	671	Taumarunui-Opunui Extension .. .. .	64
Cheviot .. .. .	37	Taumarunui-Ohura (metallic circuit) .. .. .	1,060
Christchurch .. .. .	14,683	Tarukenga Telephone-office .. .. .	3
Greymouth .. .. .	164	Te Aroha - Woodville (metallic circuit) .. .. .	66
Hokitika .. .. .	196	Tirau Telephone Extension .. .. .	59
Kaikoura .. .. .	468	Whakapara - Helena Bay Telephone-line .. .. .	373
Rakaia .. .. .	2,401	Waingaro-Raglan Telephone-line .. .. .	5
Rangiora .. .. .	1,308	Whangarei-Hukerenui (metallic circuit) .. .. .	24
Timaru .. .. .	1,344	Awapuni Military Camp .. .. .	113
Waimate .. .. .	366	Dannevirke-Weber (metallic circuit) .. .. .	513
Balclutha .. .. .	2,506	Fabians Valley Telephone Extension .. .. .	29
Cromwell .. .. .	63	Glen Oroua - Rangiora Telephone-line .. .. .	297
Dunedin .. .. .	10,418	Purchase Railway Telegraph line, Hawera - New Plymouth .. .. .	200
Gore .. .. .	254	Hillersden Telephone-office .. .. .	51
Invercargill .. .. .	7,632	Kaiwairai Telephone-office .. .. .	9
Oamaru .. .. .	329	Kelvin Grove Telephone-office .. .. .	80
Queenstown .. .. .	103	Masterton Automatic Exchange .. .. .	15
Tapanui .. .. .	7	Meremere-Whakamara Extension .. .. .	50
	£259,854	Mutumuru Telephone Extension .. .. .	5
Lines—		Onapua Telephone-office .. .. .	35
Awamarino Telephone-office .. .. .	3	Onekeneke Junction - Taupo Line .. .. .	12
Albany Office .. .. .	13	Orangimeea-Rangitatau-Puao Extension .. .. .	9
Cambridge-Roto-Orangi (metallic circuit) .. .. .	35	Oriental Bay Slot Telephone .. .. .	79
Cambridge-Hautapu Military Camp .. .. .	26	Otane-Pukehou-Opapa (metallic circuit) .. .. .	206
Claudlands Telephone-office .. .. .	27	Pahiatua - Palmerston North (metallic circuit) .. .. .	1,187
Green Lane Telephone-office .. .. .	12	Palmerston North - Waipawa Telephone-wire .. .. .	1,898
Glen Massey Telephone-office Extension .. .. .	154	Palmerston North - Woodville Telegraph-wire .. .. .	200
Hamilton-Auckland (metallic circuit) .. .. .	341	Picton Wharf Telegram-receiving Office .. .. .	31
Hamilton-Ngaruawahia (metallic circuit) .. .. .	160	Ruatiti Telephone Extension .. .. .	13
Hangatiki Central Telephone-office .. .. .	5	Taihape-Moawhango-Wellington (metallic circuit) .. .. .	178

Table No. 20—*continued.*TABLE SHOWING COST OF CONSTRUCTING TELEGRAPH AND TELEPHONE LINES DURING THE YEAR ENDED 31ST MARCH, 1915—*continued.*

Line.	Total Cost, including Material from Stores.	Line.	Total Cost, including Material from Stores.
<i>Lines—continued.</i>	£	<i>Lines—continued.</i>	£
Takapau Military Camp .. .. .	60	Ashburton-Winslow (metallic circuit) .. .	31
Te Huia Telephone Extension .. .. .	100	Sockburn-Christchurch (underground) .. .	8,397
Tumahu Telephone Extension .. .. .	109	Hundalee-Oaro-Kaikoura (metallic circuit) .. .	1
Urukaka Telephone-office .. .. .	5	Arthurton Telephone Extension .. .. .	30
Waipawa-Otane (metallic circuit) .. .. .	116	Construction Awarua Radio .. .. .	120
Waitara-Stratford, Waitara - New Plymouth, Stratford - New Plymouth Telephone Service .. .. .	2,973	Shelter-shed, Balclutha .. .. .	10
Wanganui Slot Telephone .. .. .	3	Balfour-Gore Morse Circuit .. .. .	175
Wanganui-Fordell (metallic circuit) .. .. .	220	Beaumont Telegraph-office .. .. .	12
Wanganui-Pipiriki Telephone-line .. .. .	1,300	Blackstone Hill - Idaburn Telephone-wire .. .. .	47
Wellington-Masterton (metallic circuit) .. .. .	3,238	Clyde-Omakau (metallic circuit) .. .. .	320
Wellington - Palmerston North (metallic circuit) .. .. .	857	Cromwell-Pembroke (metallic circuit) .. .. .	470
Woodville-Maharaha (metallic circuit) .. .. .	150	Dunedin-Wingatui Telephone Extension .. .. .	107
Matariki Telephone-office .. .. .	24	Earnsclough Telephone Extension .. .. .	121
Kairuru Telephone-office .. .. .	14	Fairfield Telephone Extension .. .. .	21
Berlins - Inangahua Junction (metallic circuit) .. .. .	147	Gore-Tapanui, via Waikaka .. .. .	301
Ariki Telephone Extension .. .. .	28	Gore-Tapanui, via Pukerau .. .. .	235
Katanga Telephone Extension .. .. .	102	Greenvale Telephone Extension .. .. .	23
Mawheraiti Telephone Extension .. .. .	8	Half-moon Bay Telephone Cabinets .. .. .	14
French Pass - Bulwer Junction Telephone-wire .. .. .	93	Hekeia Telephone-office .. .. .	48
Wakamarino Telephone Extension .. .. .	41	Moanapuru Telephone Extension .. .. .	39
Pokokini Telephone-office .. .. .	12	Ngamotu Telephone Extension .. .. .	16
Broughton Bay Telephone-office .. .. .	16	Orangapai Telephone-office .. .. .	11
Miko Telephone-office .. .. .	8	Pahika Telephone Extension .. .. .	88
Rotokohu Telephone-office .. .. .	6	Papatowai Railway Telephone .. .. .	88
Totara Flat Military Camp .. .. .	5	Rutherglen Telephone Extension .. .. .	150
Cameron's Telephone Extension .. .. .	95	Sutton Military Camp .. .. .	43
Cass new Telephone-office .. .. .	3	Taieri Beach - Taieri Mouth Telephone-wire .. .. .	59
Cooper's Creek Telephone Extension .. .. .	45	Tapanui-Edievale (metallic circuit) .. .. .	175
Cheviot-Parnassus (metallic circuit) .. .. .	125	Tussock Creek Telephone-office .. .. .	14
Cheviot-Domett (metallic circuit) .. .. .	64	Waimatua Telephone Extension .. .. .	66
Kennedy's Bush Telephone Extension .. .. .	61	Wepurakau Telephone Extension .. .. .	285
New Brighton Beach Telephone .. .. .	9	Whenuatonga Telephone Extension .. .. .	63
Porowhita Telephone Extension .. .. .	113	Wingatui - Mosgiel Junction Extension .. .. .	27
Lower Riccarton Telephone-office .. .. .	31	Winton-Lochiel .. .. .	23
Sockburn-Prebbleton Telephone Extension .. .. .	45	Bluff-Greenhills (metallic circuit) .. .. .	7
Scargill Telephone-office .. .. .	74	Chatto Creek Telephone-office .. .. .	7
Waddington-Annat (metallic circuit) .. .. .	21	Mossbank Telephone Exchange .. .. .	8
Waikari-Waiiau (metallic circuit) .. .. .	1,040	Owakaka-Tatanui Telephone Extension .. .. .	154
Ashburton-Mayfield (metallic circuit) .. .. .	153	Rocklands Telephone Extension .. .. .	52
		St. Patrick's Telephone-office .. .. .	12
			<u>£300,766</u>

Table No. 21.  
 TABLE SHOWING THE CAPITAL COST, WORKING-EXPENSES, AND REVENUE OF THE TELEPHONE EXCHANGES, YEAR BY YEAR, FROM THE DATE OF THEIR ESTABLISHMENT.

Year.	Number of Direct Connections.		Capital Cost for Instruments, Wire, Poles, Labour, Freight, Superintendence, &c.		Revenue.		Working-expenses.				Balance of Revenue over Working-expenses.	Annual Rate per Cent. yielded on Capital Cost.	
	£	s. d.	Average Cost of each Connection.	Total for all Connections.	£	£	Salaries and Allowances of Clerks, &c.	Materials and Linemen.	Wear-and-tear, &c.*	Rent, Fuel, Light, Paper, Printing, Binding, &c.			Total.
Total for the year ended 31st March,—													
1882	116	21 16 6	2,531	613	285	275	253	150	968	207	8.17		
1883	379	21 16 6	8,271	5,014	595	770	827	300	2,317	4,492	54.31		
1884	715	21 16 6	15,604	7,746	695	1,590	1,560	350	3,375	3,653	23.41		
1885	1,075	21 18 6	23,461	10,008	1,770	1,770	2,346	475	6,181	3,927	16.31		
1886	1,710	20 8 6	37,319	12,294	2,849	1,704	3,732	700	8,985	5,011	13.42		
1887	2,038	19 19 5	40,686	15,477	2,873	1,580	4,069	320	8,842	6,635	12.63		
1888	2,183	22 19 0	43,407	16,861	3,119	2,252	4,941	380	10,642	6,239	12.63		
1889	2,249	23 18 10	53,849	17,613	3,316	2,249	5,344	335	11,244	6,368	11.82		
1890	2,402	24 4 1	58,229	18,581	3,790	2,206	5,823	375	12,194	6,387	11.00		
1891	2,587	24 17 1	64,294	19,961	4,192	2,249	6,429	395	13,265	6,695	10.43		
1892	3,080	24 16 11	76,579	21,155	4,630	2,345	7,658	393	15,026	3,544	4.63		
1893	3,690	24 16 11	91,687	18,571	7,405	2,696	9,169	464	19,734	- 578	Loss.		
1894	4,244	24 12 1	104,425	21,771	7,720	3,313	10,442	742	22,217	- 446	Loss.		
1895	4,616	25 6 3	116,845	21,552	9,285	4,253	11,685	818	26,041	- 3,420	Loss.		
1896	5,143	24 6 6	125,108	25,933	9,886	5,304	12,510	1,952	29,452	- 3,519	Loss.		
1897	5,747	23 7 4	134,299	29,248	12,306	7,398	13,430	1,857	34,991	- 5,742	Loss.		
1898	5,787	24 11 6	142,218	36,422	14,181	11,834	7,111	1,882	35,008	1,413	0.99		
1899	6,203	24 5 3	150,490	39,718	15,030	16,190	7,525	1,861	40,606	- 887	Loss.		
1900	7,150	22 14 1	162,333	48,303	15,710	20,847	8,117	1,893	46,567	- 3,264	Loss.		
1901	8,210	21 9 7	176,349	49,117	16,304	18,226	8,817	2,001	45,348	3,768	2.14		
1902	9,260	20 18 0	193,511	55,542	18,448	20,570	9,675	2,079	50,772	4,769	2.46		
1903	10,633	20 2 6	213,966	62,151	20,885	22,078	10,698	2,615	56,276	5,874	2.75		
1904	12,105	19 19 8	241,903	71,028	23,959	22,508	12,095	2,986	60,948	10,080	4.17		
1905	14,423	21 19 7	295,029	79,061	25,122	26,782	14,751	4,448	71,108	7,958	2.69		
1906	15,333	23 13 9	363,192	89,542	26,507	22,576	18,159	5,270	72,512	17,029	4.69		
1907	17,408	24 2 2	420,088	100,814	32,914	26,145	21,004	6,163	86,226	14,587	3.47		
1908	20,402†	24 18 4	508,408	116,852	38,108	36,813	25,420	6,902	107,248	9,608	1.89		
1909	22,815†	25 18 9	591,760	131,249	47,224	32,995	29,588	7,265	117,072	14,176	2.40		
1910	25,212†	27 2 7	683,986	144,298	52,315	38,755	34,199	7,741	123,010	21,287	3.11		
1911	28,093	27 17 8	783,382	161,173	54,819	39,814	39,169	8,031	141,833	19,340	2.46		
1912	31,475	27 18 0	878,133	179,123	62,568	39,791	43,907	8,725	149,011	30,112	3.43		
1913	36,374	27 11 7	1,003,131	201,237	69,078	42,192	50,156	9,764	171,190	30,047	2.99		
1914	41,932	29 11 6	1,241,623	232,190	80,720	53,823	62,081	11,744	203,368	23,822	1.92		
1915	46,260	32 9 1	1,501,492	303,856‡	88,231	42,548	75,074	12,878	218,731	85,125	5.67		

\* This column includes 5 per cent. for wear-and-tear and 5 per cent. for debenture capital, except in 1897-98 and following years, in which only 5 per cent. for debenture capital is included.

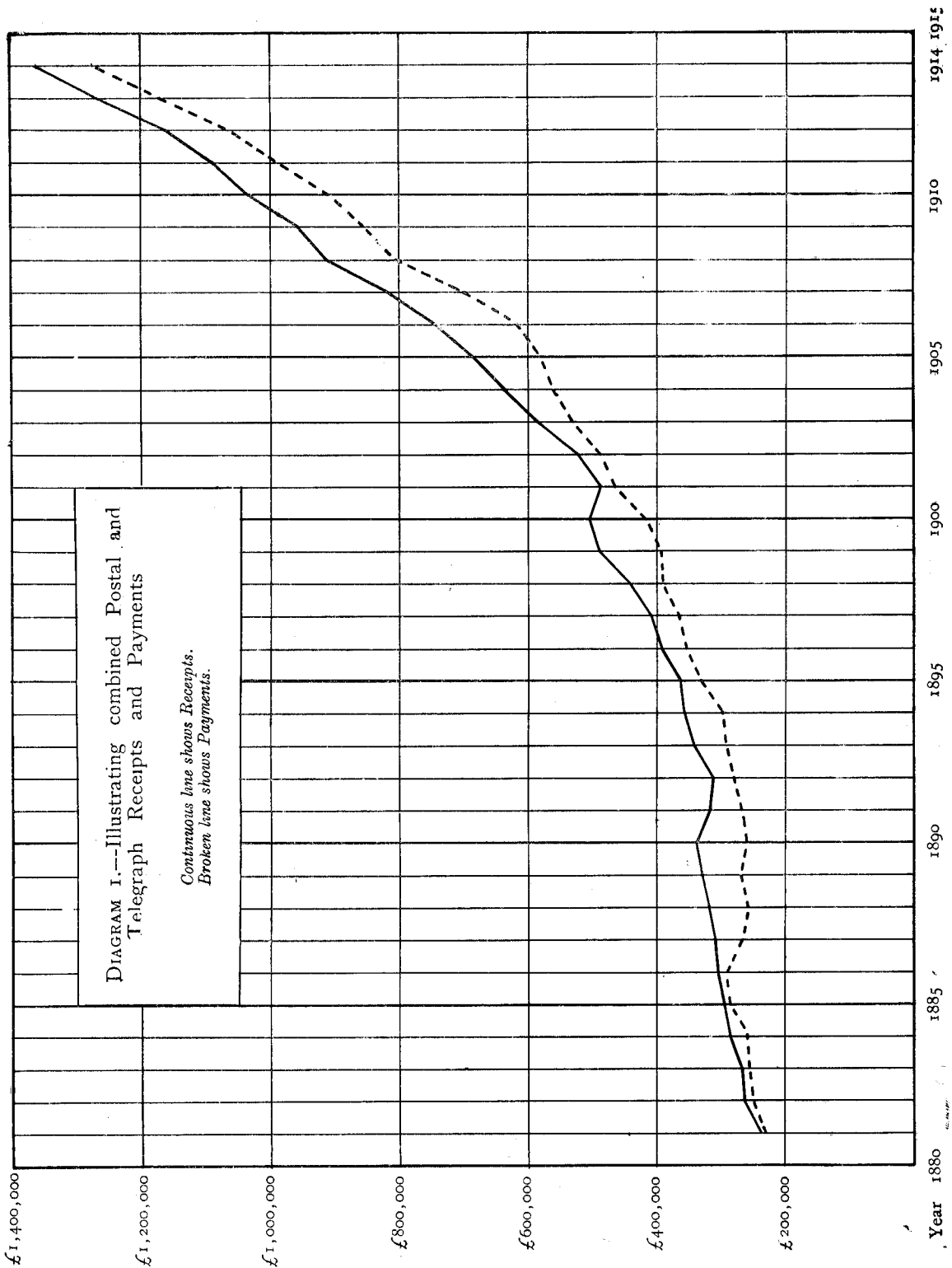
† In former returns extensions were included for these three years.

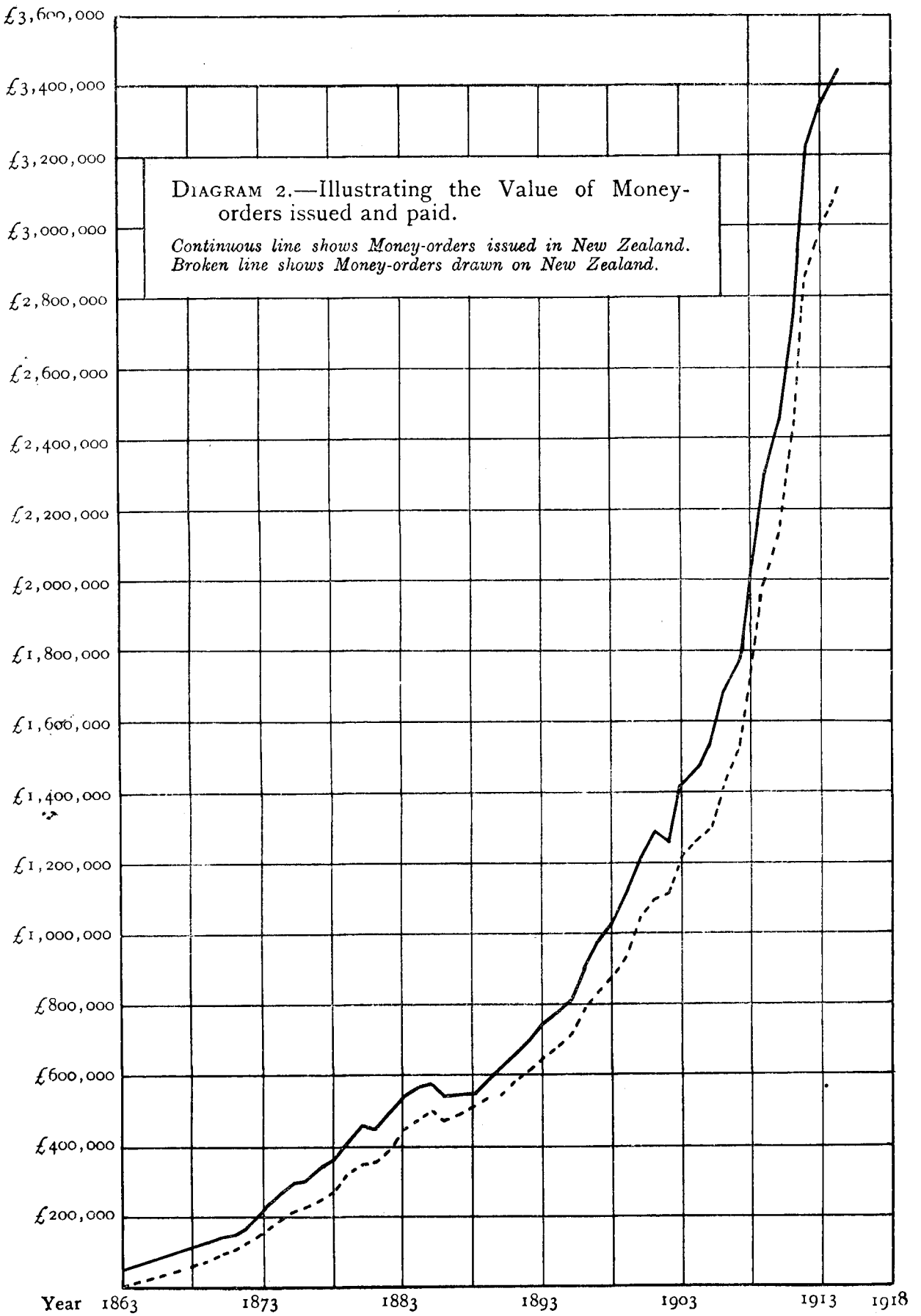
‡ Increase due to alterations in date of collecting half-yearly subscriptions, a proportion of which under the old system would have fallen into 1915-16 receipts.

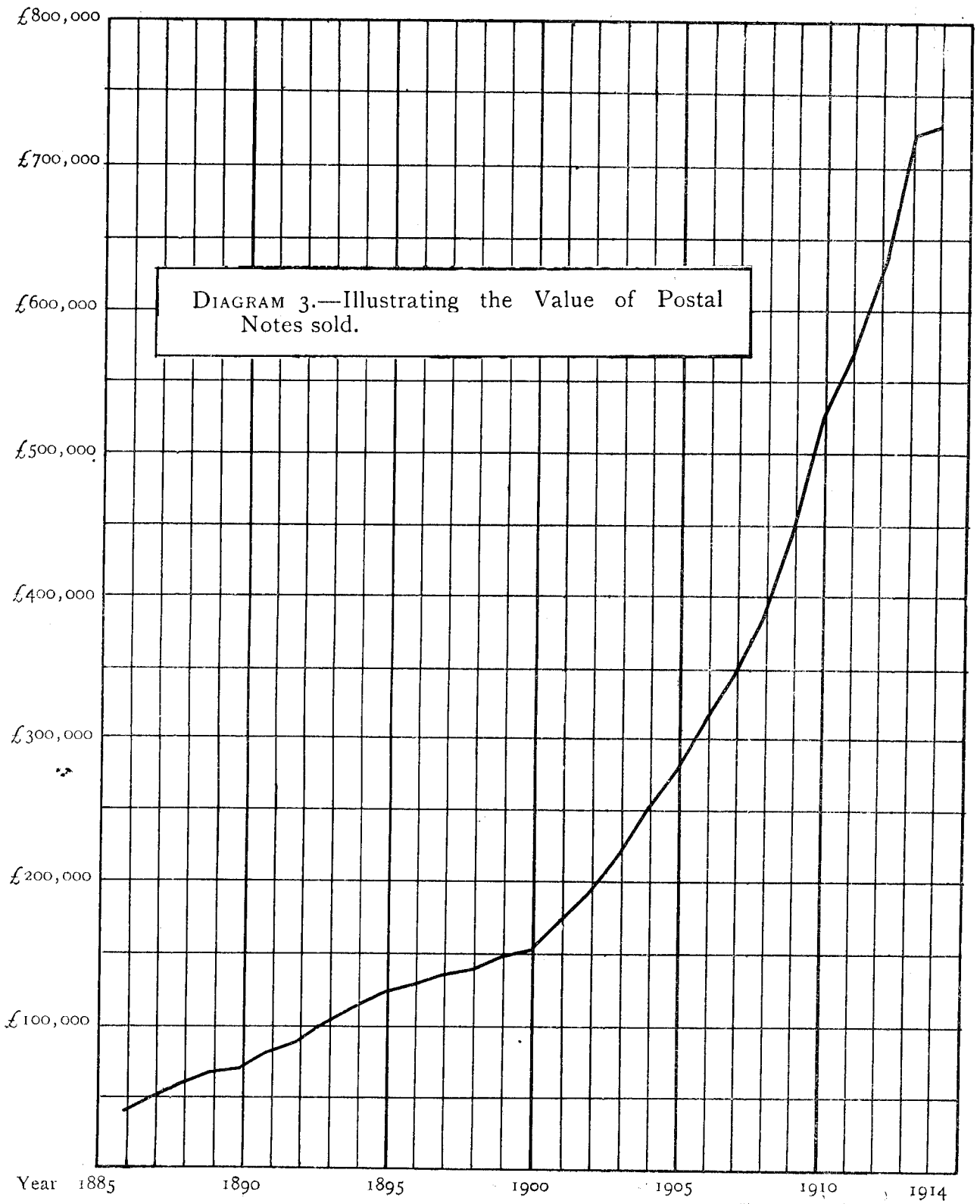
**Table No. 22.**

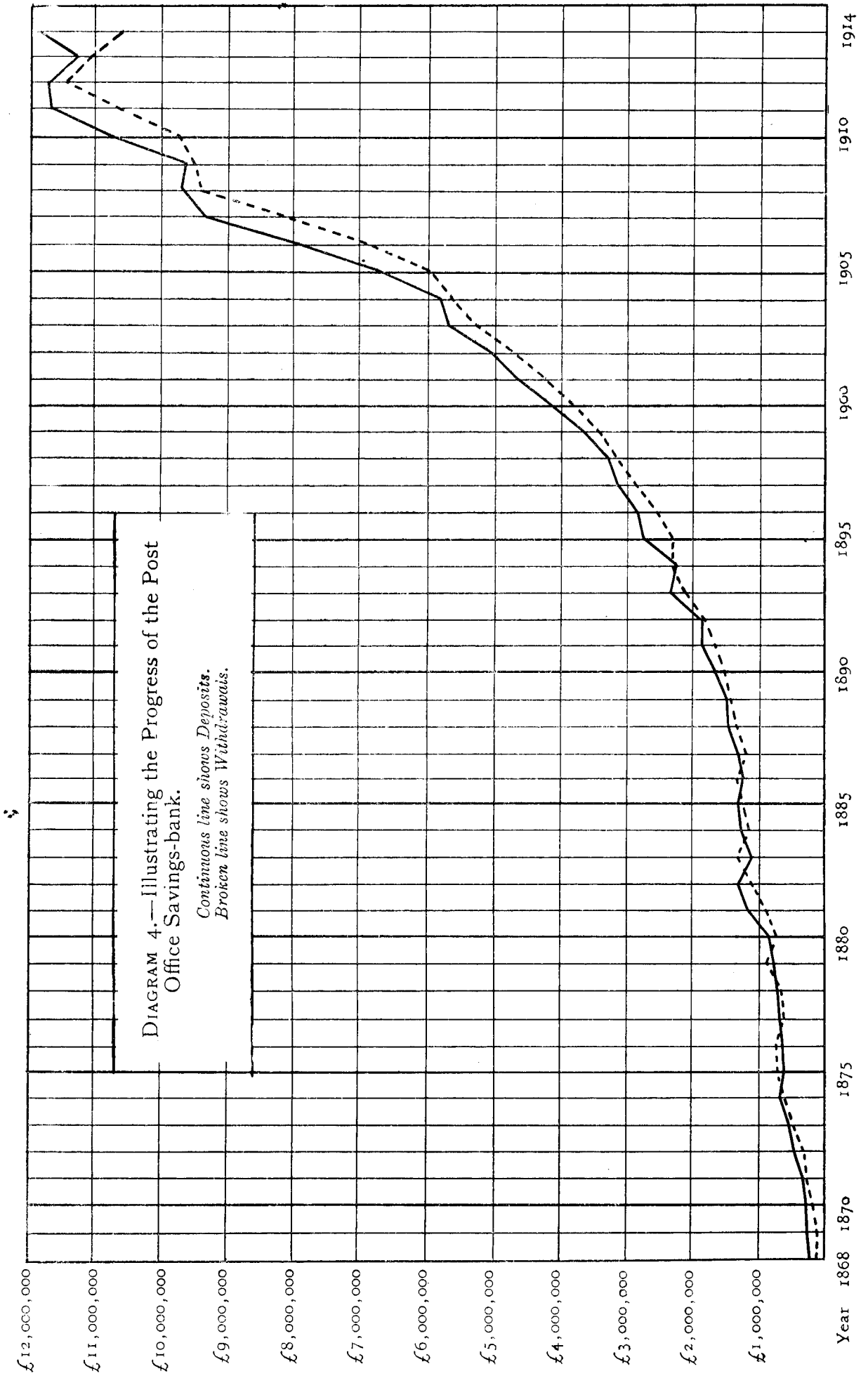
TABLE SHOWING THE NUMBER OF TELEPHONE-EXCHANGE CONNECTIONS AT EACH TELEGRAPH ENGINEER'S DISTRICT IN THE DOMINION.

Engineer's District.	Number of Connections on 31st March					
	1915.			1914.		
	Direct Connections.	Extensions.	Total.	Direct Connections.	Extensions.	Total.
Auckland .. .. .	11,185	1,917	13,102	9,807	1,773	11,580
Wellington .. .. .	19,485	3,050	22,535	17,600	2,809	20,409
Nelson .. .. .	1,315	114	1,429	1,208	101	1,309
Canterbury .. .. .	7,304	1,526	8,830	6,823	1,410	8,233
Otago .. .. .	6,971	1,394	8,365	6,544	1,340	7,884
Totals .. .. .	46,260	8,001	54,261	41,982	7,433	49,415

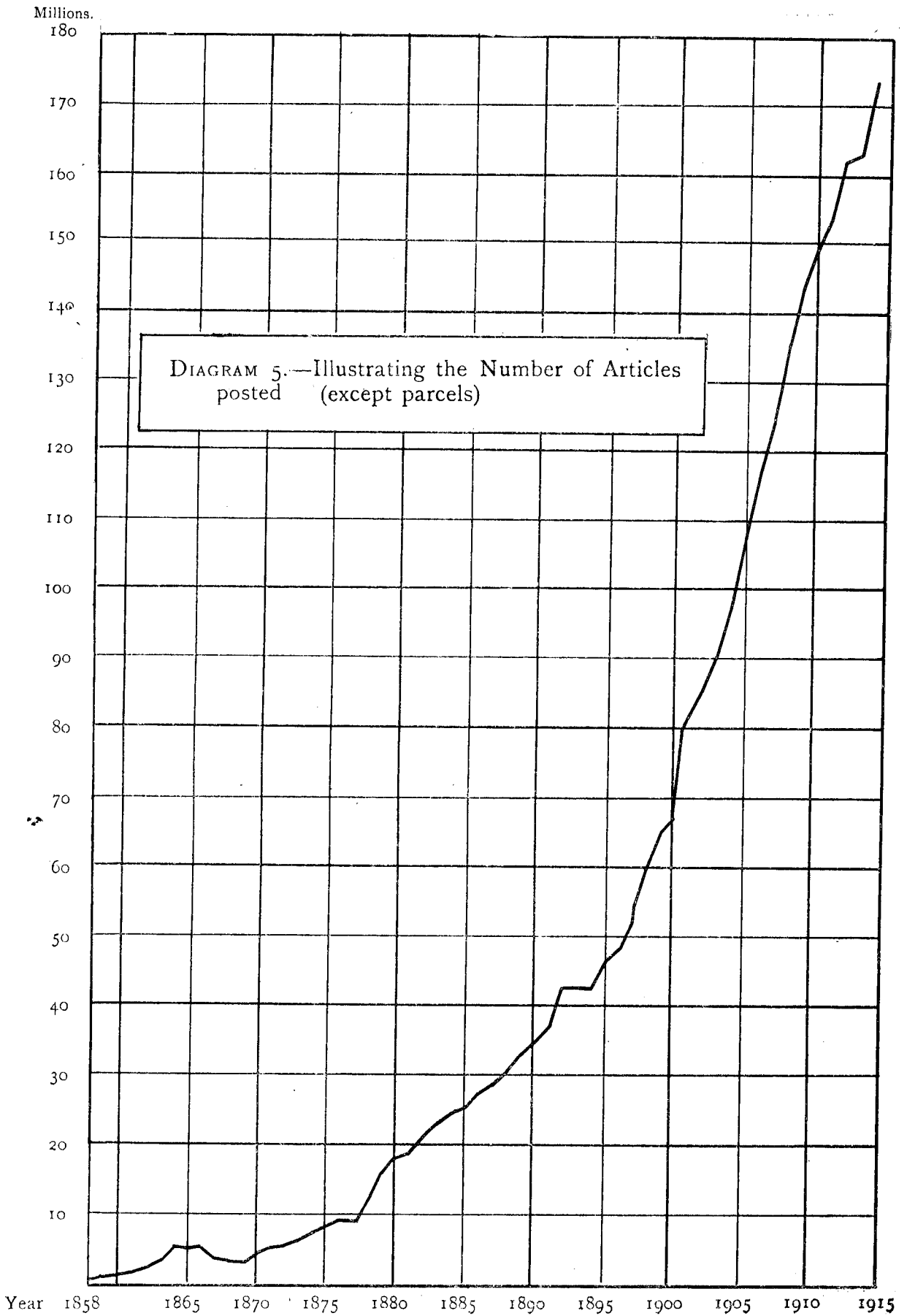


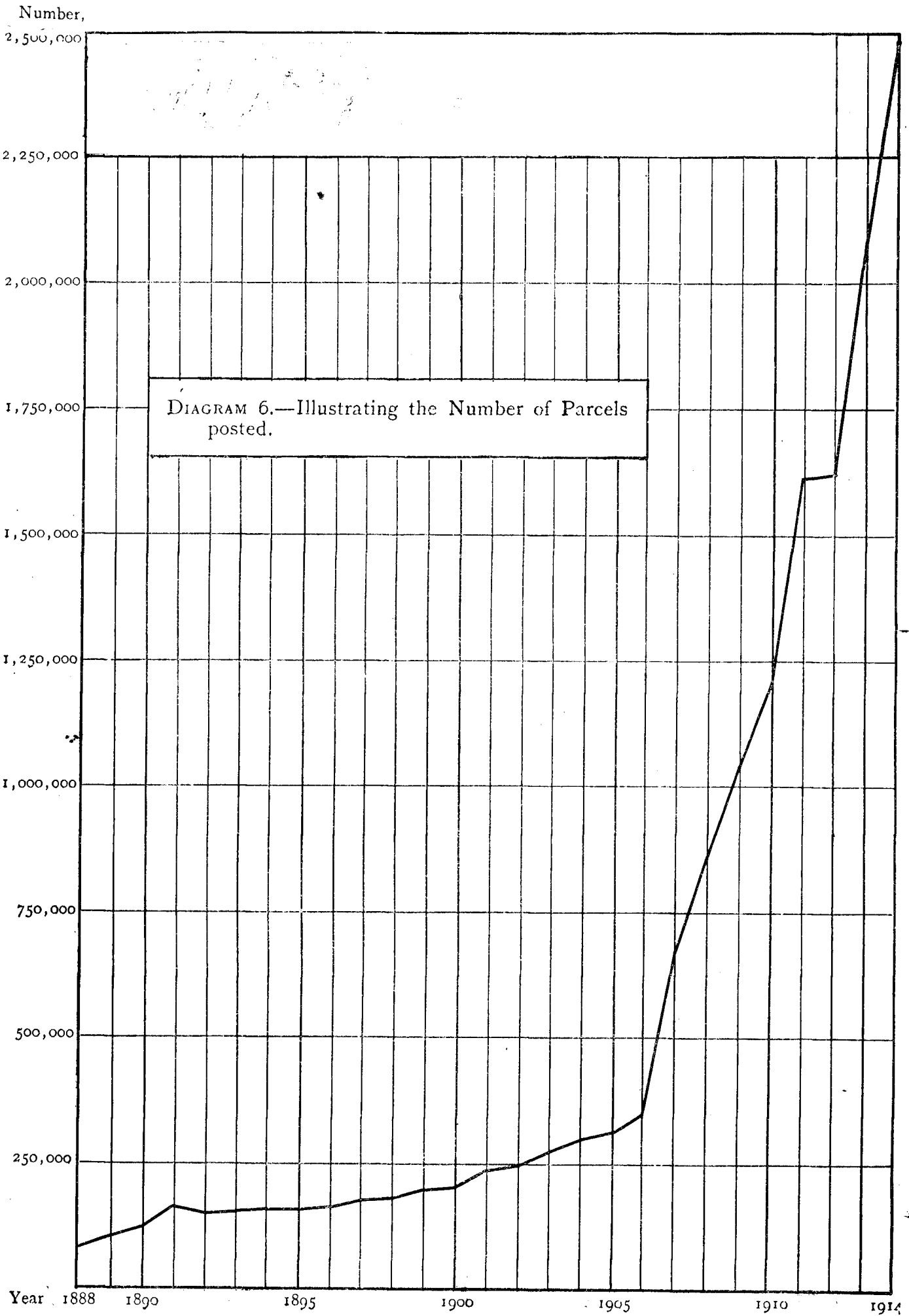


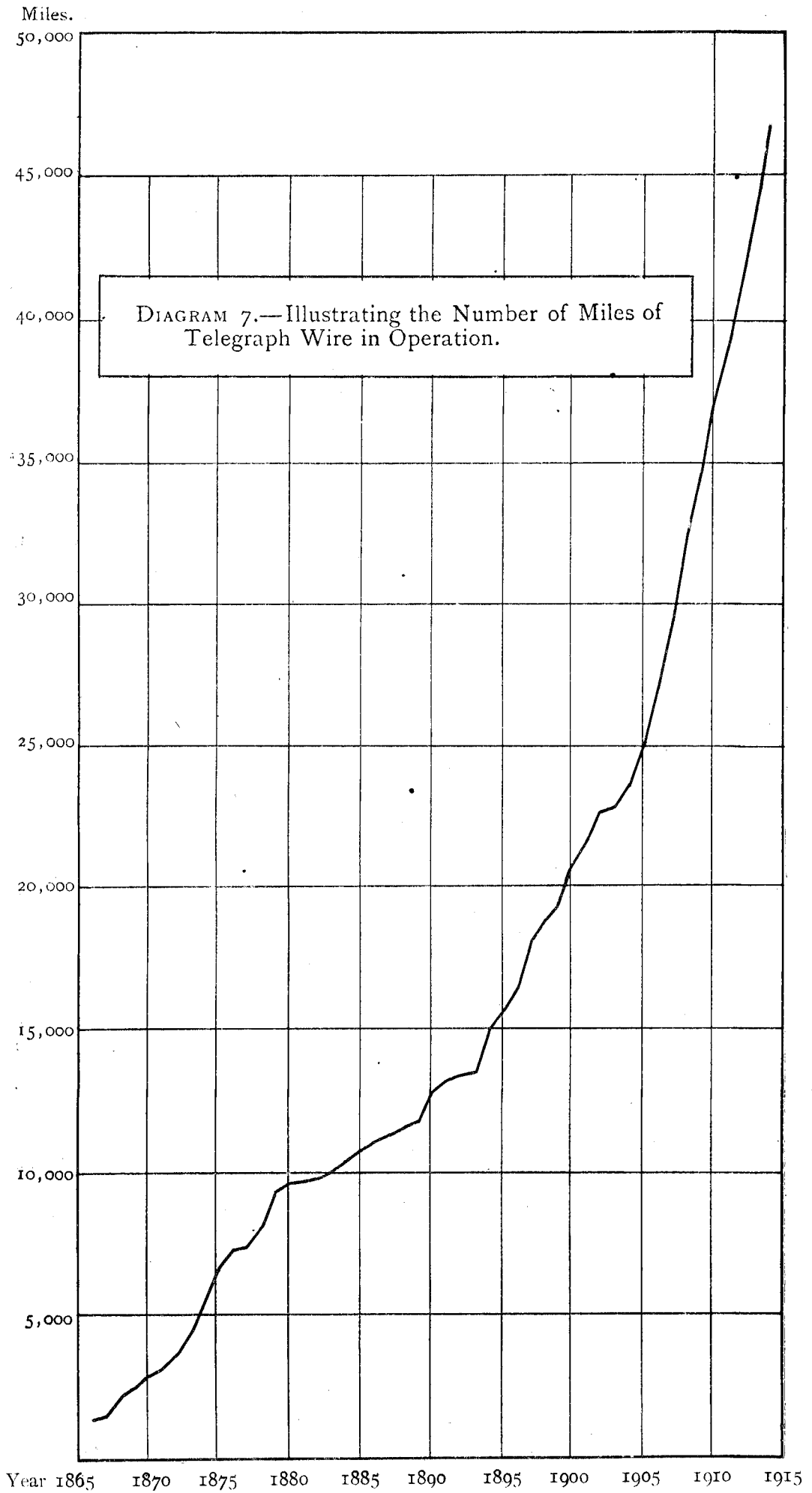












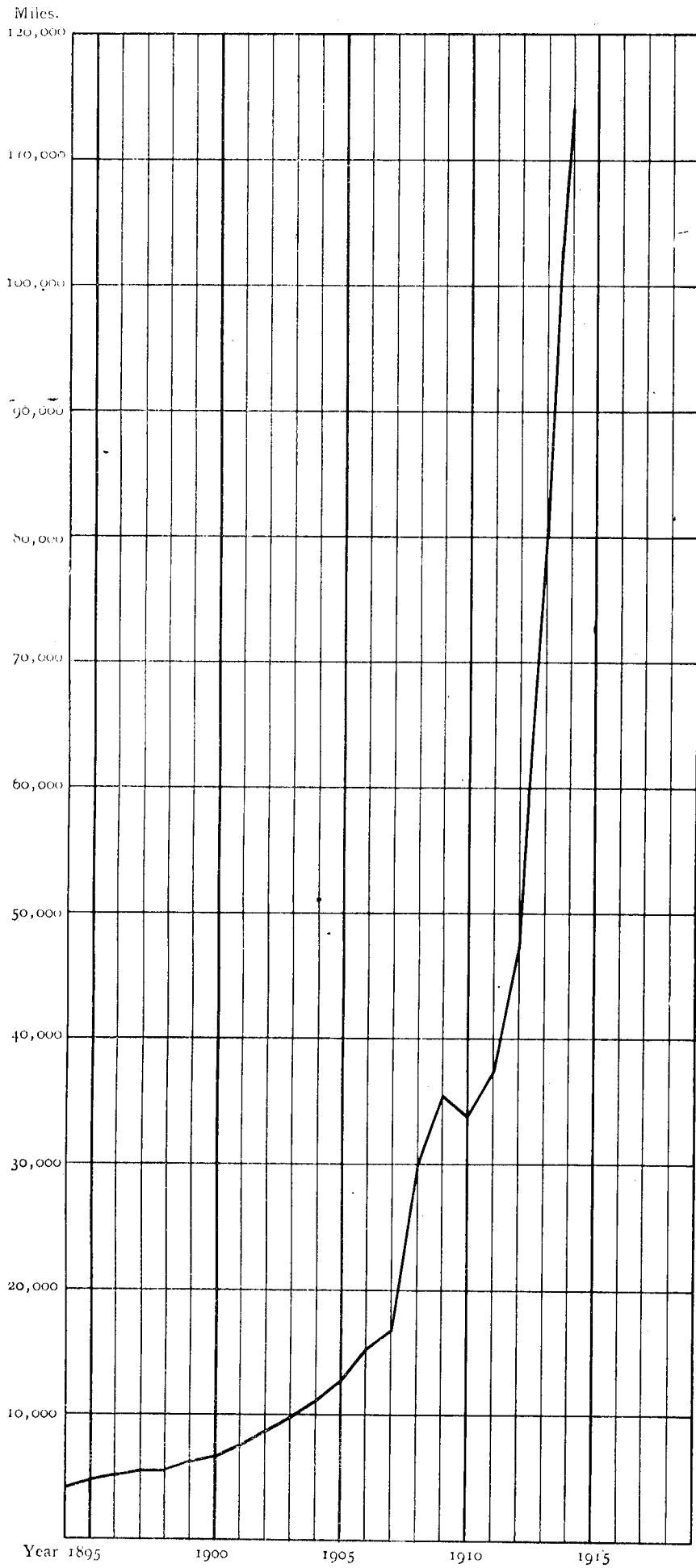
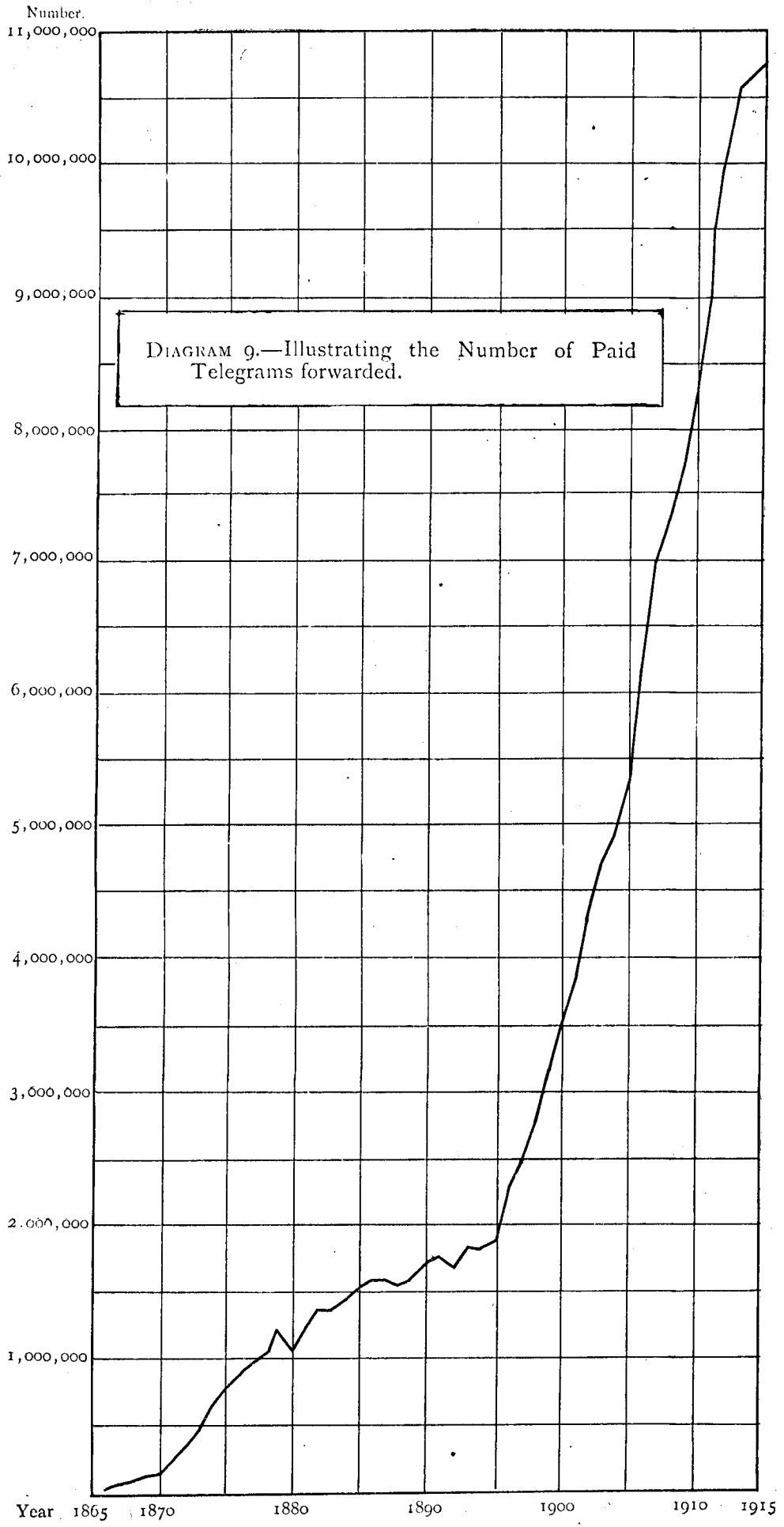
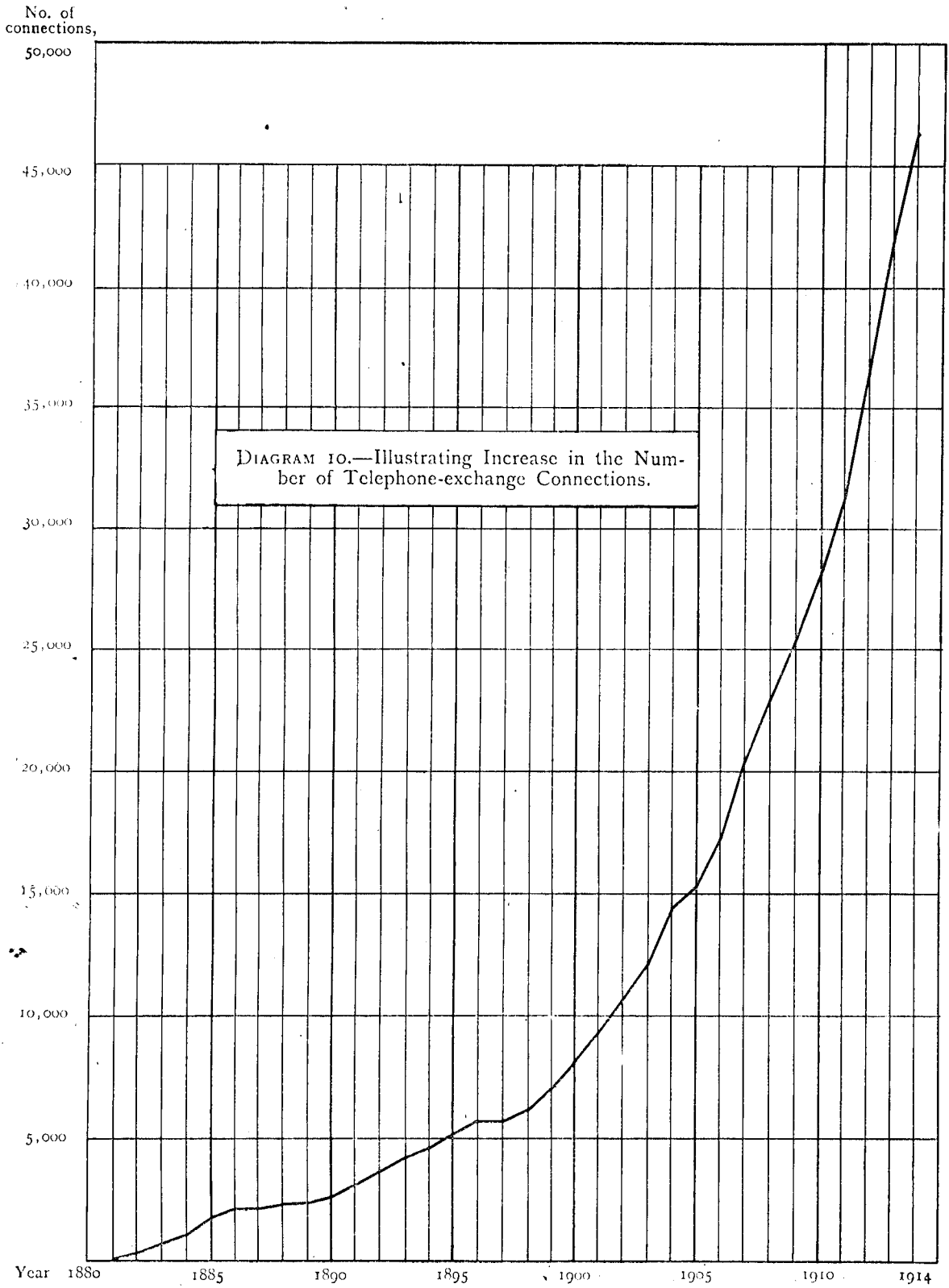


DIAGRAM 8.—Illustrating the Number of Miles of Telephone (Exchange) Wire.

*Note.*—A large quantity of aerial wire was dismantled in 1910.





*Approximate Cost of Paper.*—Preparation, not given ; printing (1,550 copies, including diagrams), £70.

*Price 1s 3d.]*

By Authority : JOHN MACKAY, Government Printer, Wellington.—1915.