

# NEW ZEALAND

## WRECK CHART

1<sup>st</sup> July 1871 to 30<sup>th</sup> June 1872

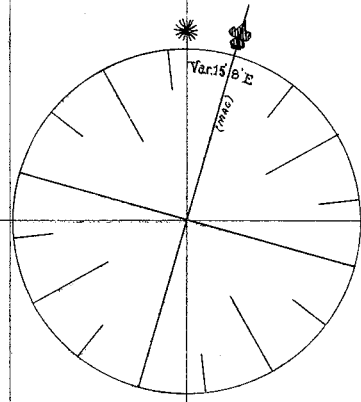
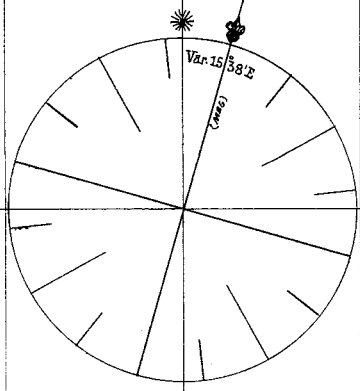
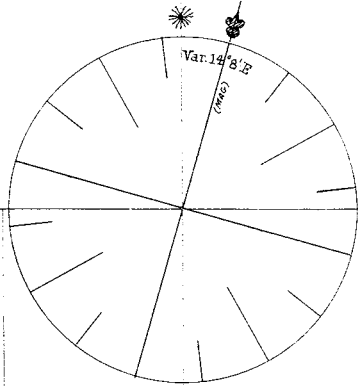
COMPILED FROM

Official Records

in the

MARINE DEPARTMENT

T. PERHAM DEL.



### SYMBOLS

#### CASUALTIES BY STRANDING

- X Signifies a Total Loss.
- ⊗ " " Partial Loss.

#### CASUALTIES BY COLLISION

- ++ Signifies a Collision between two Steam Vessels with Partial Loss.
- 0+ " " " a Steam Vessel and a Sailing Vessel with Partial Loss.

#### CASUALTIES OTHERWISE THAN BY COLLISION OR STRANDING

- Signifies a Total Loss of a Sailing Vessel.
- " " " Partial " " " " "

